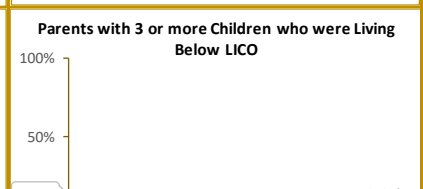
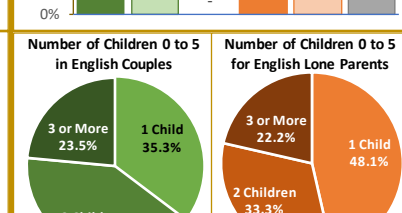
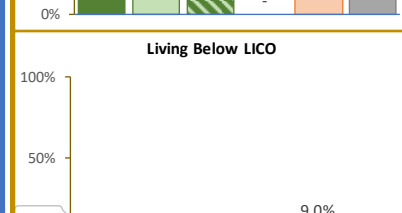
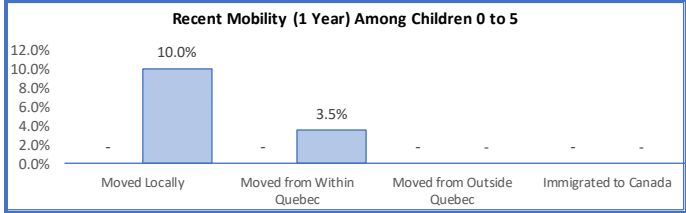
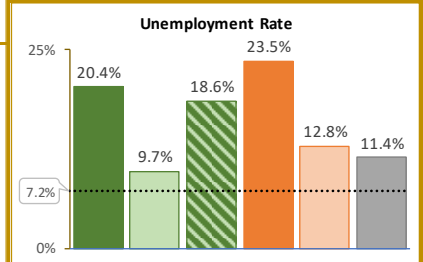
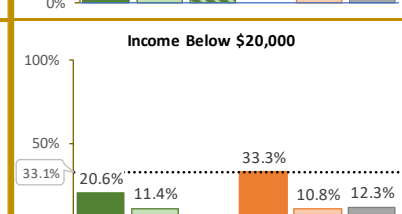
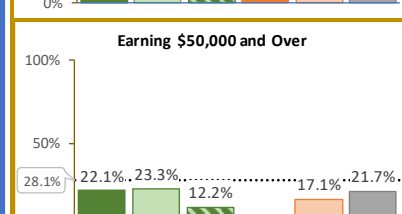
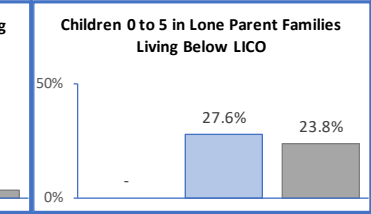
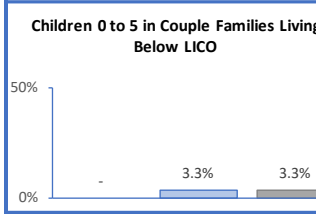
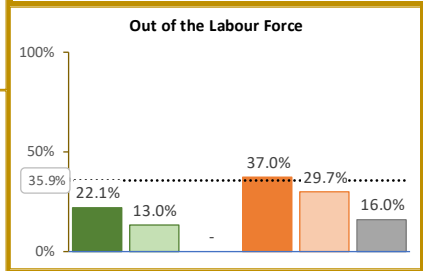
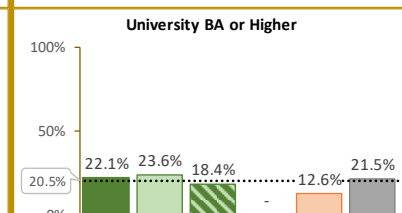
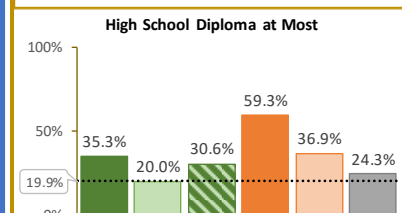
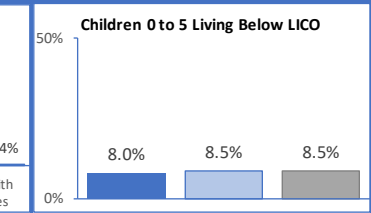
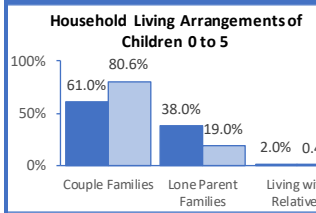
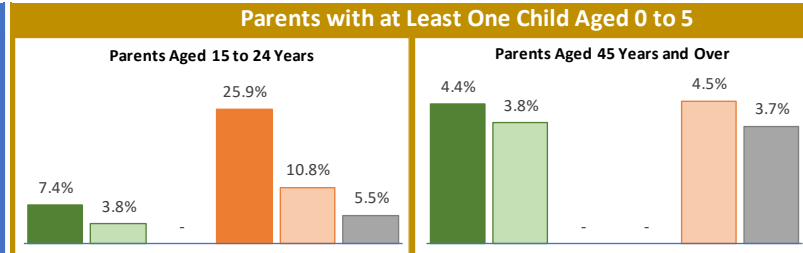
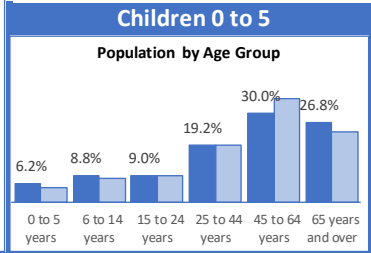
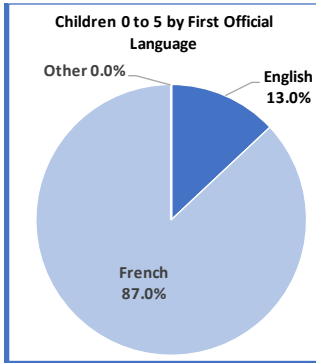


Children 0 to 5 and their Parents RTS de la Gaspésie, 2016



■ English Speakers ■ French Speakers ■ Local Total

■ In an English Couple ■ In a French Couple ■ In an English & French Couple ■ English Single Parent ■ French Single Parent ■ All Parents with Children 0 to 5
..... Provincial Average for the Total Population Aged 15+

Children Aged 0 to 5	English Speakers		French Speakers	
	Number	Percent	Number	Percent
Children Aged 0 to 5	500	100.0%	3,345	100.0%
Living in a Couple Family	305	61.0%	2,695	80.6%
In Lone Parent Families	190	38.0%	635	19.0%
Living with Relatives	-	-	-	-
Living Below LICO	40	8.0%	285	8.5%
Living in a Couple Family Below LICO	-	-	110	4.1%
In a Lone Parent Family Living Below LICO	25	13.2%	175	27.6%
Visible Minority	-	-	50	1.5%
Aboriginal Identity	250	50.0%	295	8.8%

Parents with at Least One Child Aged 0 to 5	Total Number	Young Parents (15-24)	Older Parents (45+)	Low Education	High Education	Out of Labour Force	Un-employed	Earning Less Than 20k	Living Below LICO	With 3 or More Children	Recent Migrants (2011-2016)
All Parents with Children 0 to 5	5,115	280	225	1,245	1,100	820	490	630	100	1,135	1,190
In an English Couple	340	25	25	120	75	75	55	70	-	80	45
In an French Couple	3,800	145	170	760	895	495	320	435	35	815	925
English-French Couple	245	-	-	75	45	25	40	-	-	110	35
English Single Parent	135	35	-	80	-	50	-	45	-	30	-
French Single Parent	555	60	25	205	70	165	50	60	50	95	165
All Other Parents of Children 0 to 5	40	-	-	-	-	-	-	-	-	-	-

Source: JPocock Research Consulting, 2016 Census, Statistics Canada. Population in private households - 25% sample. The linguistic concept is First Official Language Spoken with multiple responses distributed equally.