



MONTRÉAL

1180, rue Drummond
Bureau 620
Montréal (Québec) H3G 2S1
T 514 878-9825

QUÉBEC

3340, rue de La Pérade
3^e étage
Québec (Québec) G1X 2L7
T 418 687-8025

COPARENTING SURVEY

FINAL REPORT

PRESENTED TO THE REGROUPEMENT POUR LA VALORISATION DE LA
PATERNITÉ

03	/Context, Objectives and Summary Methodology
05	/Highlights
10	/Chapter 1 : Coparenting Profile
15	/Chapter 2 : Parental Experience
23	/Chapter 3 : Coparenting
40	/Chapter 4 : COVID-19

ANNEXES

- /1.** Respondent Profile
- /2.** Detailed methodology
- /3.** Questionnaire
- /4.** Detailed cross-tables (Separate document)

CONTEXT, OBJECTIVES AND SUMMARY METHODOLOGY



Context

The Regroupement pour la Valorisation de la Paternité (RVP) brings together nearly 250 organizations and individuals from the 17 regions of Quebec. Its mission is to value the role of fathers and to promote their importance in the family and in society for the development and well-being of children, in a perspective of equality between parents. The RVP wanted to consult Quebec parents of children aged 0 to 17. The results of the study were unveiled during the Semaine Québécoise de la Paternité, which was held from June 15 to 21, 2020.

Objectives

The main objective of the study is to understand the reality of fathers and mothers with respect to different aspects of their family life and coparenting in order to support initiatives aimed at fostering the quality of their coparenting experiences. Since the survey was conducted while Quebec is going through the health, social and economic crisis related to the coronavirus (COVID-19), the RVP wanted to learn more about the impact of this crisis on the family life of parents, particularly in terms of how they exercise their coparenting skills.



Summary Methodology

TARGET POPULATION	Parents of children under the age of 18.
SAMPLING	2,115 respondents, including 939 parents of children 5 years or younger* (472 fathers and 467 mothers) and 439 Anglophone respondents** (228 fathers and 211 mothers).
DATA COLLECTION	Online survey conducted from May 22 to June 1, 2020.
WEIGHTING	The data were weighted based on the distributions of parents of children under 18 years of age by sex, age, language of use and level of education for the three major regions of Quebec (census metropolitan areas of Montréal and Quebec City and the other regions).
SIGNIFICANT DIFFERENCES	Means that the results for a segment of the sample are statistically significantly higher or lower than all other respondents.

* The results presented in the tables of significant differences for parents with children 5 years of age or younger are mutually exclusive: has at least one child 5 years of age or younger/children over 5 years of age only.

** In this study, the term "Anglophones" refers to persons belonging to English-speaking communities, that is, persons whose language of use is English (the language spoken most often in everyday life at work, at home or at leisure).

The scientific committee for this study was composed of the following individuals: *Émilie Audy (Specialized Scientific Advisor, Institut national de santé publique du Québec), Fannie Dagenais (Director of the Observatoire des tout petits), Geneviève Doray (Director of Naître et grandir), Mathieu Gagné (Strategic Advisor, Boîte de Comm), Carl Lacharité (Professor, Université du Québec à Trois-Rivières) and Raymond Villeneuve (Director General of the Regroupement pour la Valorisation de la Paternité).*

The survey was made possible thanks to the financial contributions of the following organizations: CHSSN (Community Health and Social Services Network), Naître et Grandir, Observatoire des tout petits and the Regroupement pour la Valorisation de la Paternité (RVP).



OBSERVATOIRE
des tout-petits





Highlights

PARENTING EXPERIENCE The parenting experience is perceived primarily as positive. It is a source of pride (81% - a lot) and satisfaction (71% - a lot) for both fathers and mothers. However, being a parent is also a source of anxiety or stress (15%).

With respect to **parenting**:

- Parenting is **an important part of respondents' lives** (86% totally agree and 13% somewhat agree), **slightly less for fathers** than for mothers (80% of fathers totally agree versus 91% of mothers).
- Parents **express some doubts about their ability** to be a good parent (35% totally agree and 51% somewhat agree).
- There are **also some doubts about being good at parenting children** (27% totally agree with this statement and 57% somewhat agree). Anglophones express less doubt in this regard (40% totally agree).
- In terms of whether they are **doing the right thing with their children**, parents' opinions are mixed, illustrating that it is not easy to know if you are doing the right thing (30% somewhat agree, 32% somewhat disagree and 22% are neutral).
- **One-quarter of Quebec parents** feel they would be **good examples** for new parents in "learning" (24% totally agree - 33% of **Anglophones** versus 23% of **Francophones**).

Parents seem to derive **the greatest satisfaction** from their children's development (watching them grow, develop, learn things - 73% or seeing them succeed, meet challenges - 58%), from the love they give (50%), from meeting their needs (38%) or from the activities they do as a family (31%). Fathers are more likely than mothers to derive satisfaction from **seeing their children succeed and face challenges** (62% vs. 54%), while **mothers** stand out in terms of deriving satisfaction from **loving and cuddling their children** (57% vs. 42%).

The **most difficult day-to-day situations for parents** are mainly related to two elements:

1. **Time management**: reconciling family and professional responsibilities (37% of parents), having enough time to fulfill all obligations (31%), having enough time for the children (29%), having enough time for the couple (25%).
2. **Interventions with children**: disciplining children, giving "consequences" (29% of parents), knowing what to do, how to intervene in various situations (27%).

Reconciling family and professional responsibilities appears to be more difficult for mothers (41% versus 34% for fathers) and Francophones (39% versus 22% for Anglophones).

HIGHLIGHTS (CONTINUED)



PARENTING EXPERIENCE (continued)

Just over **three-quarters** of parents (76%) feel it is **very important to partner with the co-parent** to care for the children. The proportion is even higher for Anglophones (84%), but lower in the case of single-parent families (61%).

When it comes to **communication** between co-parents, study participants **feel free to express their views** to the co-parent (57% totally agree and 31% somewhat agree), but **not necessarily listened to** (38% totally agree and 37% somewhat agree). Fathers are **less** likely to feel free to express their point of view (54% totally agree vs. 60% of mothers); the same tendency is observed among Francophones (56% vs. 63% of Anglophones).

With respect to the **division of labour**, the **disparities** between fathers and mothers remain great:

- Fathers are more likely to perceive that **the sharing of child-related tasks is fair** (75%) than mothers (53%);
- While 90 percent of parents (both fathers and mothers) felt that they **offered help when the co-parent seemed overwhelmed**, a smaller proportion (71%) felt that **the other co-parent did offer help** when they themselves were overwhelmed. Fathers are again more likely to indicate that they receive an offer of help (81% strongly or somewhat agree vs. 61% of mothers);
- Fathers are also more likely than mothers to indicate that the sharing of work with the co-parent **leaves time for them** (72%) compared to 54% of mothers.

The **vast majority** of fathers and mothers surveyed **feel respected** (83% totally or somewhat agree with the statement) and **recognized in their role** (84%) by the co-parent. It is also in high proportions that parents feel that the co-parent recognizes the **complementarity of strengths** (81%).

Fathers, however, appear more inclined **to trust their co-parent when it comes to child rearing** than mothers: 90% totally or somewhat agree with this statement compared to 78% of mothers.

In terms of **parental consistency**, both fathers and mothers agree that the **co-parent consults them on all important decisions regarding the children** (84% strongly or somewhat agree) and recognize that there may be **grey areas in parenting** (81%). When disputes or disagreements about children arise, the majority of respondents (84%) say they **reach agreement**, with fathers slightly more likely than mothers to agree (86% versus 81%).

HIGHLIGHTS (CONTINUED)



PARENTING EXPERIENCE (continued)

Regarding **coparenting**, study respondents tell us (in descending order of importance) that:

- It is important for **children to feel free to love both parents** (90%), but the proportion is **lower for fathers** (88% versus 93% for mothers);
- It is important that **children feel equally comfortable with both parents** (88%);
- It is important that **children receive the same message from both parents** (74% totally agree - 82% for Anglophones);
- It is important for **children to feel that both parents agree with each other** (72%), but the proportion is lower for fathers (69% vs. 75% for mothers);
- It is important for **children to feel that both parents have equal time for them** (62%), but the proportion is higher for Anglophones (76% vs. 61% for Francophones).

In addition, the majority of parents (69%) report that they **benefit** (a lot or somewhat) **from family/work balance conditions** that promote teamwork.

The majority of parents surveyed feel that it is **very important** that the role of fathers and mothers be equally valued by laws and regulations, public policies and standards of Quebec society, employers, educators, health professionals and community family service workers.

However, fathers seem **less likely to believe that the roles of educators** (72% versus 81%) and community service workers (69% versus 77%) are equally valued. In terms of the **laws, regulations, public policies and norms of Quebec society**, only **slightly more than half** of the parents (54%) feel that they value the roles of father and mother equally.

IMPACT OF THE COVID-19 SITUATION

The **current situation related to COVID-19 and containment measures** has had an impact on **the way coparenting is exercised** for half of the parents (much for 28% or enough for 23%). Among Anglophones, 65% report an impact, compared to 50% of Francophones. According to 40% of parents, **these changes are generally positive** (very positive, 11%; positive, 29%). For 15% of them, the impact on coparenting was negative or very negative.

The **main changes related to the COVID-19 situation**, spontaneously stated by the parents, **concern first the couple and then the children**:

- Nearly a quarter (23%) mentioned an **inequitable division of labour** (28% of mothers mentioned it, even 31% for those with children aged 5 and under, compared to 19% of fathers);
- Without distinguishing between fathers and mothers, 16% of mothers and fathers said **they were more present for their children** by devoting more time to them;
- The third most common reason for this is that they have taken on **more tasks for children**, such as keeping them busy or supervising them more.

HIGHLIGHTS (CONTINUED)



IMPACT OF THE COVID-19 SITUATION (continued)

The more specific questions highlight **changes in several aspects of parenting and coparenting**. Many are **described as positive** and suggest that family life could be a winner in the longer term:

- The majority of parents (67%) - and mothers more than fathers (70% versus 64%) - see a positive change in **the amount of time spent with children**;
- Almost half of parents (47%) see a positive change in the **relationship with their children** (this proportion rises to 54% for parents with children 5 years of age or younger);
- For 41% of parents, their **understanding of their children's needs** has improved;
- One-third of parents (32%) report a positive change in **the way they are supported by their employer**;
- 29% of parents report a positive change in their **ability to show empathy** (fathers more than mothers - 32% versus 26%);
- 29% of parents also perceive a positive change in **the way they perceive their parenting role** (up to 39% of Anglophone parents versus 28% of Francophone parents).

For a majority of parents, no change was seen in:

- The **sharing of child-related tasks**, 54%;
- **Communication with the co-parent**, 63%;
- **The way in which professionals and caregivers support the children**, 63%;
- **Sharing the mental burden of parenting**: 56%.

Some changes will be permanent and some temporary: **three in ten parents (30%) say their coparenting style has changed permanently**, while almost one in two (45%) say the changes will be permanent or temporary.

In terms of psychological distress, the **confinement period** seems to have had **less negative effects on fathers than on mothers**. Thus, the proportion of fathers with a **high distress index*** is 17%, while it is 28% for mothers. This proportion even climbs to 37% for mothers with one or more children aged 0 to 5 years (it is 28% for all parents with children aged 0 to 5 years).

* Q19a to Q19f questions are part of a six-item psychological distress scale. A distress index is calculated by adding the responses to each of the questions. (Never=0, Rarely=1, Sometimes=2, Most of the time=3 and All the time=4), for each of the respondents. The score thus varies from 0 (minimum) to 24 (maximum). A score of 10 or more indicates probable psychological distress.



Chapter 1

COPARENTING PROFILE

COPARENTING PROFILE



Q5. Which of the following best describes your current family situation?

Base: all respondents, excluding non-response, n: 2,100

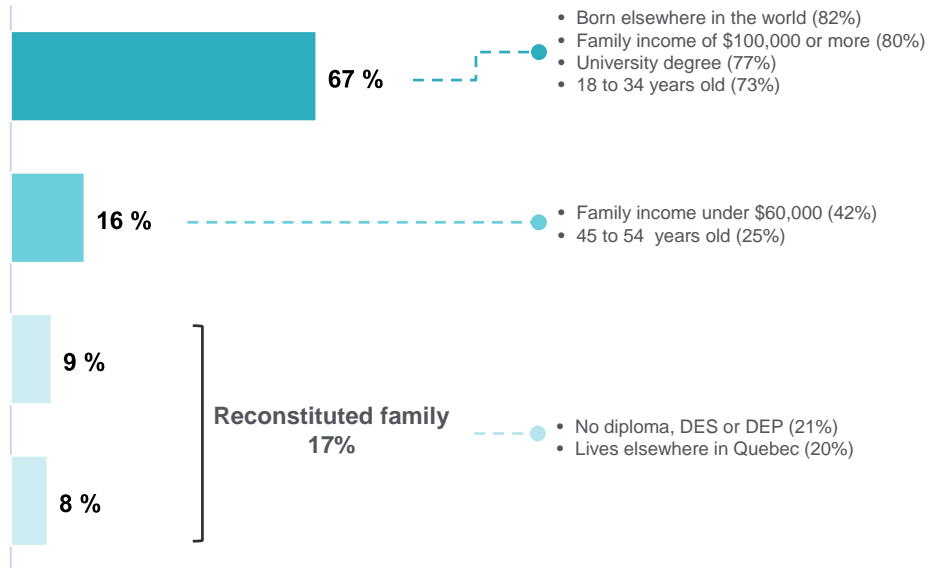
 (n: 1,033) %	 (n: 1,067) %	% parents*		% Franco (n: 1,662)	% Anglo (n: 438)
		5 years old or - (n: 934)	+ than 5 years old (n: 1 166)		
72 ↑	62 ↓	76 ↑	63 ↓	66 ↓	75 ↑
12 ↓	21 ↑	7 ↓	21 ↑	16	17
9	8	15 ↑	5 ↓	9 ↑	4 ↓
7	9	2 ↓	11 ↑	9 ↑	4 ↓

Nuclear or intact family (all children are yours AND your spouse's)

Single parent family

Reconstituted family with children from a previous union AND children from the current union

Reconstituted family with children from a previous union WITHOUT children from the current union



Respondents from the following sub-groups were also proportionally **more likely** to have responded:

- Born elsewhere in the world (82%)
- Family income of \$100,000 or more (80%)
- University degree (77%)
- 18 to 34 years old (73%)

- Family income under \$60,000 (42%)
- 45 to 54 years old (25%)

- No diploma, DES or DEP (21%)
- Lives elsewhere in Quebec (20%)

- Parents with very young children (5 years of age or younger), fathers, Anglophones, those born outside of Canada, and youth aged 18 to 34 are proportionately more likely to be members of **nuclear families**.
- Parents with only children over the age of 5 and mothers are proportionately more likely to live in **lone-parent families**.
- As for **reconstituted families**, Francophones are more likely to live in a reconstituted family. Parents of toddlers aged 5 and under are more likely to be parents of children from previous and current unions, while they are less likely to be parents of stepfamilies without children from the current union.

* These two categories are mutually exclusive: parents with at least one child aged 5 or under can also have older children, while the "over 5" category includes parents with only older children.



COPARENTING PROFILE (CONTINUED)

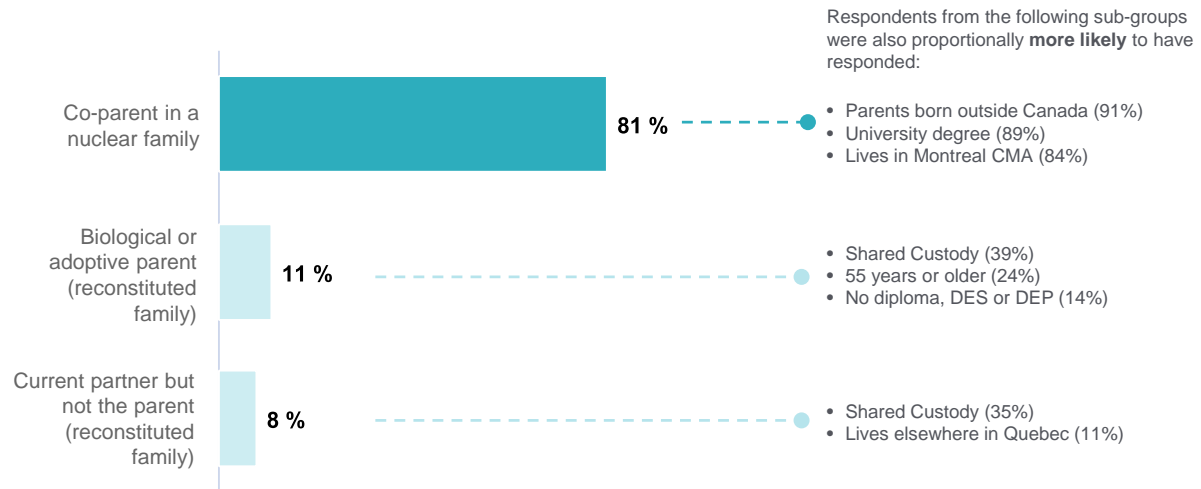


For the next questions, we want to talk about co-parenting, that is, how two people share parental responsibilities, plan, educate and care for their child's care, education, leisure activities, etc. together. Depending on your situation, you may have a co-parenting relationship with different people. In answering the next questions, please think about the person with whom this relationship is most significant. These questions will refer to "your co-parent" as that person.

Q6. Who is the person with whom you have this significant co-parenting relationship and to whom you will refer for the purposes of our questionnaire?*

Base: all respondents, excluding single-parent families where there is no coparenting relationship and non-response, n: 1,785

 (n: 926) %	 (n: 859) %	% parents*		% Franco (n: 1,420)	% Anglo (n: 365)
		5 years old or - (n: 856)	+ than 5 years old (n: 929)		
82	80	82	80	80 ↓	91 ↑
11	11	12	11	12 ↑	6 ↓
7	9	6	9	8 ↑	3 ↓



As noted on the previous page, the main family situation turns out to be the nuclear family. Not surprisingly, the person with whom coparenting occurs most often is the coparent (spouse) in that family (81% of families with coparenting relationships or 67% of all families). Anglophones and those with at least one parent born outside the country make up the largest proportion of this type of family. The more educated the parents are, the more likely the co-parent is from an "intact" family (the gap between high school and university graduates increases from 76% to 89%).

In reconstituted families, compared to Anglophones, Francophone parents exercise more coparenting with the biological parent (12%) or their current partner, who is not the parent (8%).

* Question 6 was asked of respondents who are in a family situation other than a nuclear family. For the purposes of the analysis, the response choice "co-parent in a nuclear family" is grouped here to present the results on the basis of the respondents involved.

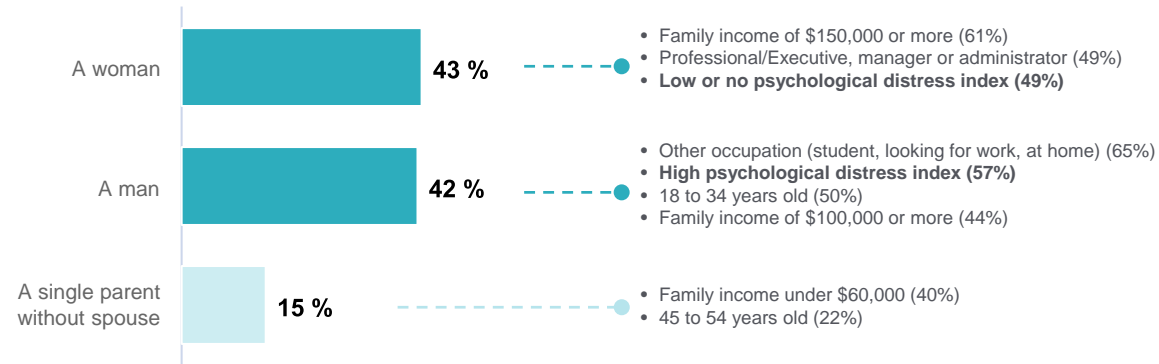
COPARENTING PROFILE (CONTINUED)



Q27ab. Your current partner is...?

Base: all respondents, excluding non-response, n: 2,101

		% parents		% Franco (n: 1,665)	% Anglo (n: 436)
♂ (n: 1,034)	♀ (n: 1,067)	5 years old or - (n: 937)	+ than 5 years old (n: 1,164)		
84 ↑	3 ↓	48 ↑	40 ↓	42	49
5 ↓	79 ↑	45	41	43	36
11 ↓	18 ↑	7 ↓	19 ↑	15	15



A total of 15% of parents are single parents. A higher proportion of these families have children exclusively over the age of 5. In addition, 3% of women and 5% of men have a same-sex partner.

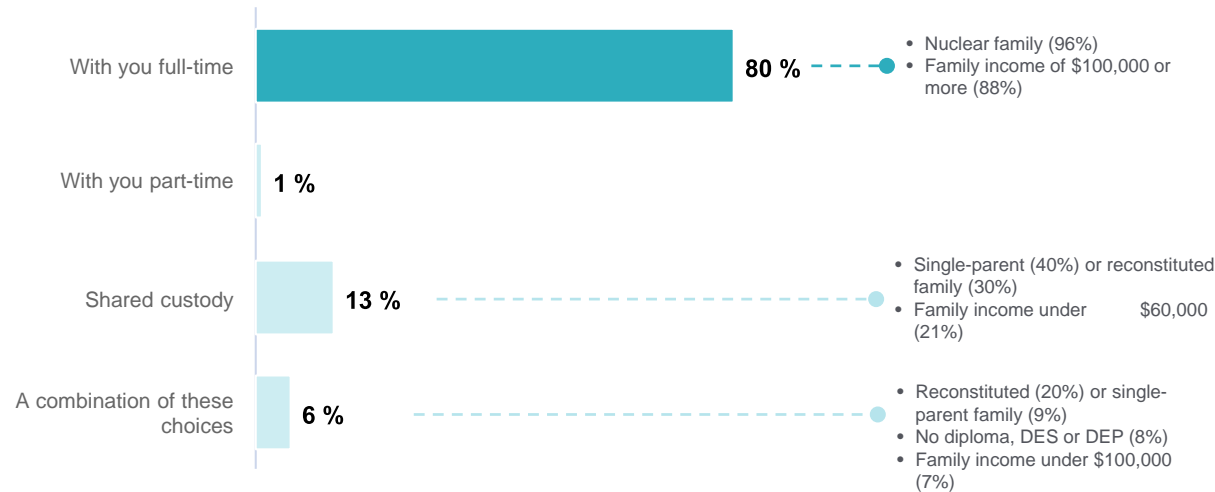
COPARENTING PROFILE (CONTINUED)



Q28. What is your child custody status?

Base: all respondents, excluding non-response, n: 2,073

(n: 1,020)	(n: 1,053)	% parents		% Franco (n: 1,648)	% Anglo (n: 425)
		5 years old or - (n: 922)	+ than 5 years old (n: 1,151)		
77 ↓	83 ↑	85 ↑	77 ↓	80	78
3 ↑	- ↓	1	2	1	1
15	11	7 ↓	16 ↑	13 ↓	18 ↑
5	6	7	5	6 ↑	3 ↓



Again, since the main family situation is the nuclear family, it is no surprise that the majority of parents have full-time custody of their children. Single-parent families are the ones with the highest proportion of shared custody.



Chapter 2

PARENTAL EXPERIENCE

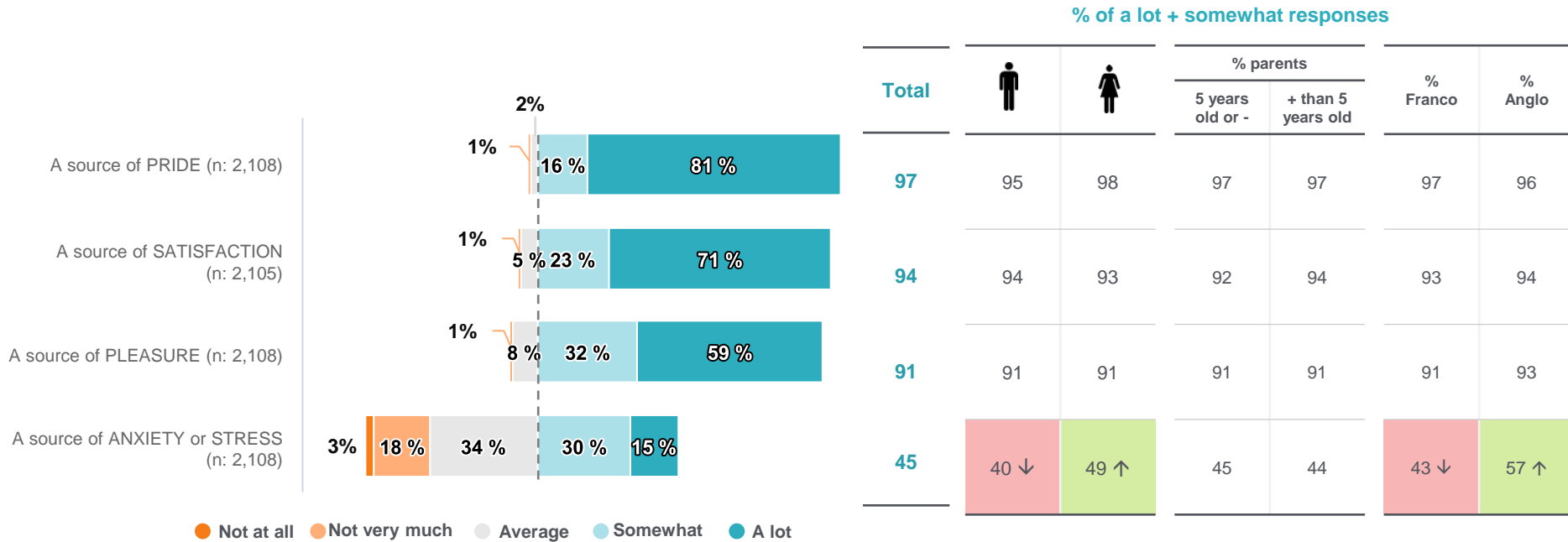
- Feelings related to parenting
- Parent's role
- Sources of satisfaction
- Parenting issues

FEELINGS RELATED TO PARENTING



Q1a-d. For you, how much does being a parent represent...?

Base: all respondents, excluding non-response



● Not at all ● Not very much ● Average ● Somewhat ● A lot

It doesn't matter whether you are a father or a mother, whether you have children under the age of 6 or not, whether you are a Francophone or an Anglophone, **being a parent generates positive feelings**. The parental experience is thus perceived as a source of **pride** and **satisfaction** for the vast majority of parents. Even if to a lesser extent, the majority feel that parenting is also a source of great pleasure.

On the other hand, almost half of parents (and even more so for mothers and Anglophones) perceive parenting as a source of anxiety or stress.

On the next page, we see that parents with a high psychological distress index are proportionally more likely to consider the parenting experience as a source of anxiety or stress.

FEELINGS RELATED TO PARENTING (CONTINUED)



Q1a-d. For you, how much does being a parent represent...?

Base: all respondents, excluding non-response

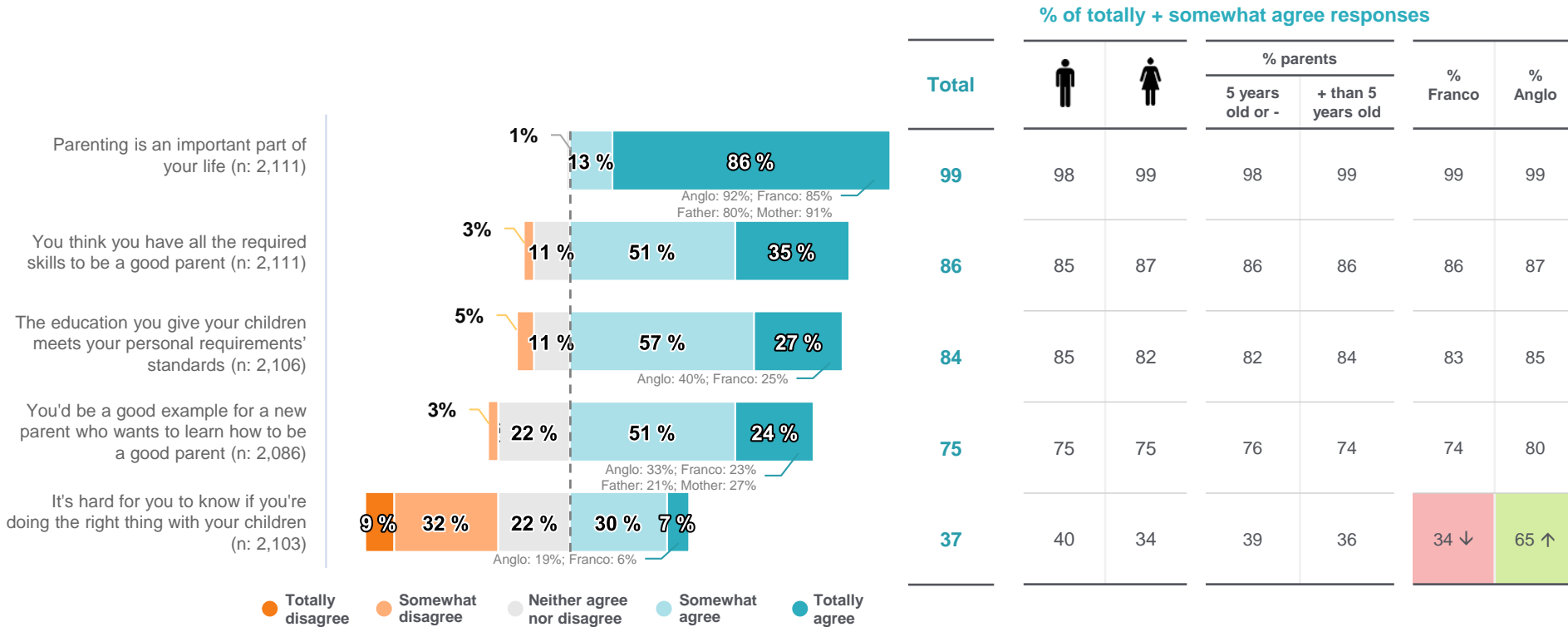
	% A lot + somewhat	Other significantly greater differences
Q1b A source of PRIDE (n: 2,108)	97	<ul style="list-style-type: none"> Lives elsewhere in Quebec (99%)
Q1a A source of SATISFACTION (n: 2,105)	94	<ul style="list-style-type: none"> Low or no psychological distress index (96%)
Q1c A source of PLEASURE (n: 2,108)	91	<ul style="list-style-type: none"> Low or no psychological distress index (94%)
Q1d A source of ANXIETY or STRESS (n: 2,108)	45	<ul style="list-style-type: none"> High psychological distress index (62%) Was born in another province or territory of Canada (60%) Lives in Montreal CMA (51%), Lanaudière (57%) or Montérégie (55%)

PARENT'S ROLE



Q2a-e. To what extent do you agree with the following statements?

Base: all respondents, excluding non-response



Being a parent certainly plays an **important role** in the lives of **almost all** parents. However, parents express some **doubts** about their ability to be good parents or to be up to the task of educating their offspring. In light of these results, it is less surprising to find that parents' opinions are rather **divided** as to whether they are doing the right thing with their young. Moreover, while the majority (75%) would consider themselves to be good examples for parents in a learning situation, only **one-quarter** (24%) **feel strongly** about it.

With the exception of the place they occupy in their lives, Anglophones express far fewer doubts than Francophones about their parenting role, with proportionally more agreeing strongly with four of the five dimensions.

PARENT'S ROLE (CONTINUED)



Q2a-e. To what extent do you agree with the following statements?

Base: all respondents, excluding non-response

	% Totally + somewhat agree	Other significantly greater differences
Q2a Parenting is an important part of your life (n: 2,111)	99	No significant difference
Q2b You think you have all the required skills to be a good parent (n: 2,111)	86	<ul style="list-style-type: none"> University degree (90%) Low or no psychological distress index (88%)
Q2e The education you give your children meets your personal requirements' standards (n: 2,106)	84	<ul style="list-style-type: none"> Shared custody (90%) Low or no psychological distress index (88%) University degree (87%)
Q2c You'd be a good example for a new parent who wants to learn how to be a good parent (n: 2,086)	75	<ul style="list-style-type: none"> English mother tongue only (85%) Low or no psychological distress index (77%) University degree (80%)
Q2d It's hard for you to know if you're doing the right thing with your children (n: 2,103)	37	<ul style="list-style-type: none"> Mother tongue other than French (57%) Parents born outside Canada (52%) Was born in another Canadian province or territory (58%) or elsewhere in the world (51%) High psychological distress index (51%) Family income under \$60,000 (45%) 18 to 34 years old (44%) Lives in Montreal CMA (42%) No diploma, DES or DEP (42%)

University graduates believe more in their "talent" as parents and it is easier for them to know if they are doing the right thing with their children. Younger parents (18-34) are in a more ambivalent position: it is harder for them to tell if they are doing the right thing with their children.



SOURCES OF SATISFACTION



Q3a. Which of the following give you the most satisfaction as a parent?

Base: all respondents, n: 2,115

SEVERAL POSSIBLE CHOICES (total exceed 100%)

	%	 (n: 1,040)	 (n: 1,075)	% parents		% Franco (n: 1,676)	% Anglo (n: 439)	
				5 years old or - (n: 939)	+ than 5 years old (n: 1,176)			
Children's development	Watching your children grow, develop, learn things	73	71	76	75	72	74 ↑	65 ↓
	Seeing your children succeed, meet challenges	58	62 ↑	54 ↓	46 ↓	64 ↑	57	63
	Giving love to your children, cuddling	50	42 ↓	57 ↑	57 ↑	46 ↓	50	45
	Meeting your children's needs, providing them with what they need	38	40	36	31 ↓	41 ↑	38	39
	Receiving love from your children	31	30	33	37 ↑	28 ↓	32	29
	Play, do family activities	31	33	30	36 ↑	29 ↓	31	31
	Playing, doing activities with the children (without the other parent)	11	14 ↑	9 ↓	10	12	10 ↓	19 ↑
	I don't know/I prefer not to answer	-	-	-	-	-	-	1

Parents, especially Francophones, seem to derive **greater satisfaction from the development of their children** (seeing them grow, develop, learn things or see them succeed, take up challenges) than from the response to their needs, the love they give or the activities they do with them. **Fathers** are proportionally more likely than mothers to **derive satisfaction from seeing their children succeed and take up challenges**, while **mothers** stand out in terms of deriving satisfaction from **giving love and cuddling their children**.

Mothers of toddlers under the age of 6 also stand out by deriving greater satisfaction than fathers in the love they receive from their toddlers or for family activities and games.


PARENTING ISSUES




Q4a. Which of the following are the most difficult situations for you in your daily life as a parent?

Base: all respondents, n: 2,115

SEVERAL POSSIBLE CHOICES (total exceed 100%), SELECTED MAIN REASONS

	%
 Reconciling your family and professional responsibilities	37
 Having enough time to fulfill all your obligations	31
 Discipline your children, give them "consequences"	29
 Having enough time for your children	29
 Knowing what to do, how to intervene in various situations	27
 Having enough time for your relationship	25
 Educating well, teaching your children the right things	17
Sharing of household chores (excluding child care)	17
Finding an agreement with the other parent for decisions about the children	16
The quality of your couple's relationship	13
The quality of your relationship with your children	9
I don't know/I prefer not to answer	1

		% parents		% Franco (n: 1,676)	% Anglo (n: 439)
		5 years old or - (n: 939)	+ than 5 years old (n: 1,176)		
(n: 939)	(n: 1,075)				
34 ↓	41 ↑	37	37	39 ↑	22 ↓
30	32	38 ↑	27 ↓	31	30
27	31	29	29	29	33
29	29	28	30	29	33
24	30	23	29	27	30
28 ↑	22 ↓	33 ↑	21 ↓	26	20
18	16	13 ↓	19 ↑	16 ↓	25 ↑
15	19	16	17	17	17
15	16	13 ↓	17 ↑	16	13
17 ↑	10 ↓	14	13	14 ↑	7 ↓
8	9	5 ↓	10 ↑	8	11
1	1	1	1	1	2

 Time management

 Interventions with children

The **most difficult day-to-day situations** for parents would be primarily related to **time management**: reconciling family and professional responsibilities, having enough time to fulfill all obligations, having enough time for the children or having enough time for the couple. A second "issue" is **interventions with children**: disciplining children, giving "consequences" or knowing what to do, how to intervene in various situations.

Reconciling family and professional responsibilities appears to be **more difficult for mothers and Francophones**. The time devoted to the **couple** seems to be more at the heart of the challenges for **fathers** as well as for **parents of children 5 years of age or younger**.

The quality of the couple's relationship in general seems to be less of a concern for Anglophones who, on the other hand, find it more difficult to educate their children well on a daily basis or to teach them the right things than Francophones.



Chapter 3

COPARENTING

- Importance of teamwork
- Communication between parents
- Task sharing
- Recognition of the other
- Parental cohesion
- Coparenting and children
- Family-work balance
- Valuing coparenting

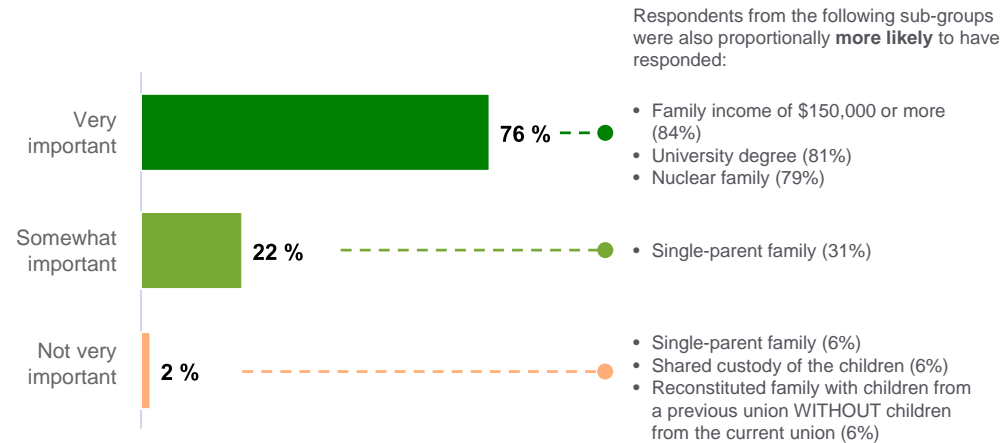
IMPORTANCE OF TEAMWORK



Q7. How important is it for you to team up with your co-parent to take care of your children?

Base: all respondents, excluding non-response, n: 2,003

♂ (n: 1,010)	♀ (n: 993)	% parents		% Franco (n: 1,594)	% Anglo (n: 409)
		5 years old or - (n: 912)	+ than 5 years old (n: 1,091)		
77	75	80	74	75 ↓	84 ↑
21	23	18	23	23 ↑	13 ↓
2	2	2	3	2	3



Teaming up with one's co-parent to take care of the children is a practice that Quebec parents find important. More Anglophones find it very important than Francophones (84% vs. 75%). This collaboration is generally less important for single-parent families, although a majority (61%) still consider it very important.

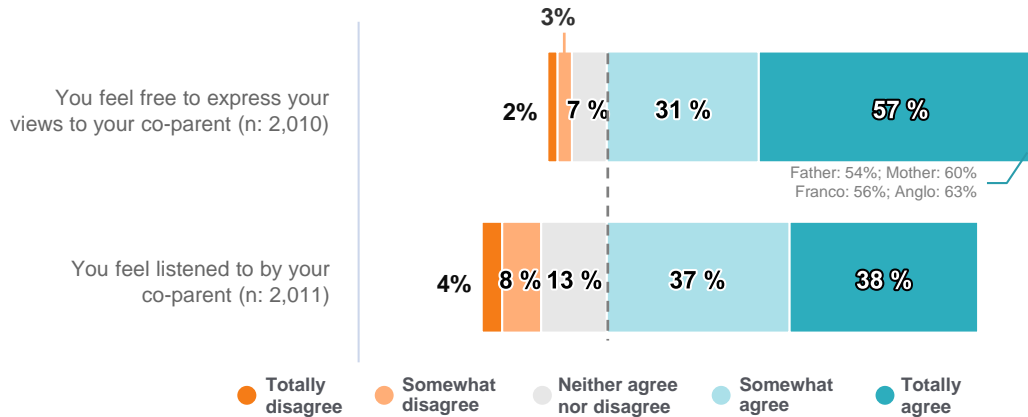
COMMUNICATION BETWEEN PARENTS



Here are some things that pertain to your relationship with your co-parent as it relates to your children. For each, please indicate how well they fit your situation.

Q8a-b. For each, please indicate how well they fit your situation.

Base: all respondents, excluding non-response



% of totally + somewhat agree responses

Total	Male	Female	% parents		% Franco	% Anglo
			5 years old or -	+ than 5 years old		
88	89	86	88	87	87	88
75	78 ↑	72 ↓	77	74	75	77

While parents feel **free to express their views** to their co-parent, **they do not feel as listened to** by their co-parent. Fathers feel more listened to (78% vs. 72% of mothers), but proportionately **fewer** feel free to express their views (54% strongly agree vs. 60% of mothers); the same tendency is observed among Francophones (56% vs. 63% strongly agree among Anglophones).

As illustrated on the next page, feeling free to express one's point of view to the co-parent and feeling listened to by the co-parent are more prevalent in nuclear families.

COMMUNICATION BETWEEN PARENTS (CONTINUED)



Q8a-b. For each, please indicate how well they fit your situation.

Base: all respondents, excluding non-response

	% Totally + somewhat agree	Other significantly greater differences
Q8a You feel free to express your views to your co-parent (n: 2,010)	88	<ul style="list-style-type: none"> ▪ Family income of \$150,000 or more (92%) ▪ Nuclear family (91%) ▪ Has full-time childcare (90%) ▪ Low or no psychological distress index (89%)
Q8b You feel listened to by your co-parent (n: 2,011)	75	<ul style="list-style-type: none"> ▪ Nuclear family (80%) ▪ Has full-time childcare (79%) ▪ University degree (79%) ▪ Low or no psychological distress index (78%)

TASK SHARING

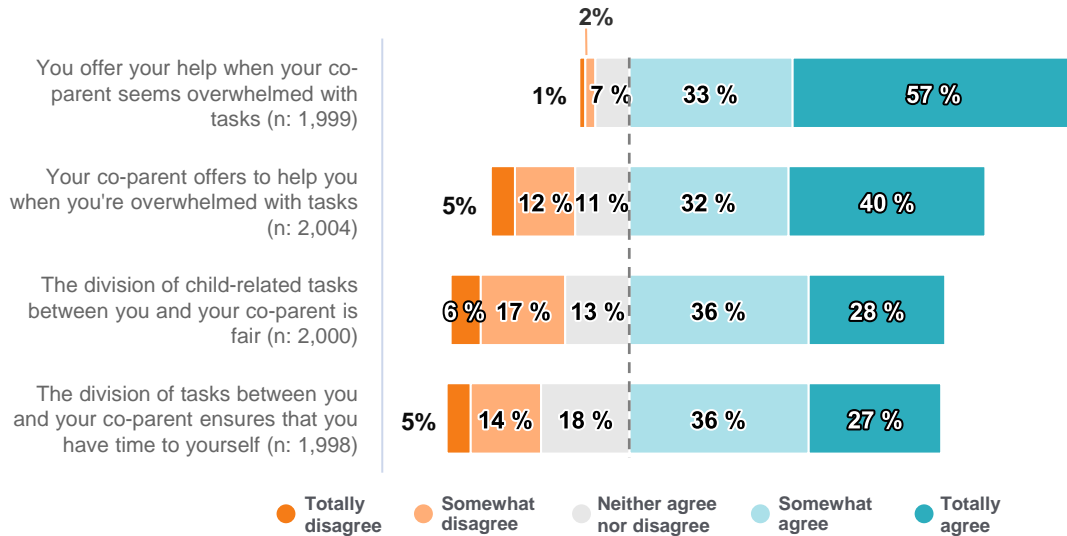


Here are some things that pertain to your relationship with your co-parent as it relates to your children. For each, please indicate how well they fit your situation.

Q8c-f. For each, please indicate how well they fit your situation.

Base: all respondents, excluding non-response

% of totally + somewhat agree responses



Total	♂	♀	% parents		% Franco	% Anglo
			5 years old or -	+ than 5 years old		
90	91	89	91	90	90	89
71*	81 ↑	61 ↓	74	70	71	75
64	75 ↑	53 ↓	67	62	63	71
63	72 ↑	54 ↓	59 ↓	65 ↑	62	68

Without distinction, most parents say they offer help when their co-parent seems overwhelmed. However, not everyone agrees that the opposite is true: that the sharing is fair or that the tasks are shared in such a way that they have time for themselves.

Fathers have a much more positive view of the division of duties, with a higher proportion saying that the division is fair and that, ultimately, they have time for themselves and that their co-parent offers to help them when they are overwhelmed. Conversely, fewer parents with children 5 years of age or younger perceive that the division of tasks with their co-parent leaves them with more time for themselves.

There is more harmony in the division of tasks between parents in nuclear families (see next page).

* Due to rounding, the total is different from the sum of the components.

TASK SHARING (CONTINUED)



Q8c-f. For each, please indicate how well they fit your situation.

Base: all respondents, excluding non-response

		% Totally + somewhat agree	Other significantly greater differences
Q8d	You offer your help when your co-parent seems overwhelmed with tasks (n: 1,999)	90	<ul style="list-style-type: none"> Nuclear family (93%) Has full-time childcare (92%)
Q8e	Your co-parent offers to help you when you're overwhelmed with tasks (n: 2,004)	71	<ul style="list-style-type: none"> Was born elsewhere in the world (81%) Low or no psychological distress index (75%) Nuclear family (75%)
Q8c	The division of child-related tasks between you and your co-parent is fair (n: 2,000)	64	<ul style="list-style-type: none"> Low or no psychological distress index (67%) Nuclear family (67%)
Q8f	The division of tasks between you and your co-parent ensures that you have time to yourself (n: 1,998)	63	<ul style="list-style-type: none"> Low or no psychological distress index (66%)

RECOGNITION OF THE OTHER



Here are some things that pertain to your relationship with your co-parent as it relates to your children. For each, please indicate how well they fit your situation.

Q8g-k. For each, please indicate how well they fit your situation.

Base: all respondents, excluding non-response

% of totally + somewhat agree responses



The recognition of the other (in the exercise of coparenting) seems to be **reciprocal**. Indeed, a large majority of parents say they feel comfortable expressing their opinion to their co-parent and trust him or her, and almost as many say that they feel recognized by their co-parent in their role as a parent, that they feel respected by him or her, and that the complementarity of forces is recognized by the co-parent.

In terms of trust, fathers are more trusting towards their co-parent than mothers.

We can see in next page's table that, for each of the dimensions measured, parents living in nuclear families or with a (family) income of at least \$100,000 seem to be able to flourish more in terms of recognition of the other than those from other types of families or with an income under \$100,000.

RECOGNITION OF THE OTHER (CONTINUED)



Q8g-k. For each, please indicate how well they fit your situation.

Base: all respondents, excluding non-response

		% Totally + somewhat agree	Other significantly greater differences
Q8i	You are comfortable expressing your opinion to your co-parent (n: 2,009)	86	<ul style="list-style-type: none"> ▪ Family income of \$100,000 or more (90%) ▪ Nuclear family (90%) ▪ Has full-time childcare (89%) ▪ Low or no psychological distress index (88%)
Q8k	You trust your co-parent when it comes to child rearing (n: 2,009)	84	<ul style="list-style-type: none"> ▪ Family income of \$150,000 or more (91%) ▪ Nuclear family (88%) ▪ Has full-time childcare (87%) ▪ Low or no psychological distress index (87%) ▪ French mother tongue only (86%)
Q8h	You feel recognized in your role as a parent by your co-parent (n: 2,008)	84	<ul style="list-style-type: none"> ▪ Family income of \$100,000 or more (89%) ▪ Nuclear family (88%) ▪ Has full-time childcare (87%) ▪ Low or no psychological distress index (87%)
Q8g	You feel respected by your co-parent (n: 2,010)	83	<ul style="list-style-type: none"> ▪ University degree (87%) ▪ Nuclear family (87%) ▪ Has full-time childcare (86%) ▪ Low or no psychological distress index (86%) ▪ Family income of \$100,000 or more (86%)
Q8j	Your co-parent recognizes the complementarity of your strengths with his/hers (n: 1,988)	81	<ul style="list-style-type: none"> ▪ Has full-time childcare (85%) ▪ Low or no psychological distress index (85%) ▪ Nuclear family (85%) ▪ Family income of \$100,000 or more (84%)

PARENTAL COHESION



Here are some things that pertain to your relationship with your co-parent as it relates to your children. For each, please indicate how well they fit your situation.

Q8I-n. For each, please indicate how well they fit your situation.

Base: all respondents, excluding non-response

% of totally + somewhat agree responses



Indicators of parental consistency generate **little divergence of opinion**. Only fathers are more supportive than mothers of their ability to agree on solutions when disputes over their children arise.

In general, about four out of five parents report that their co-parent consults them on all important decisions related to the children, resolves disputes between the two of them about the children, or agrees that their co-parent recognizes the potential for grey areas in child rearing.

In terms of parental consistency, as shown on the next page, nuclear families seem to fare better, as do high-income families (\$100,000 or more).

PARENTAL COHESION (CONTINUED)



Q8g-k. For each, please indicate how well they fit your situation.

Base: all respondents, excluding non-response

		% Totally + somewhat agree	Other significantly greater differences
Q8l	Your co-parent consults with you on all important decisions concerning your children (n: 2,008)	84	<ul style="list-style-type: none"> ▪ Nuclear family (89%) ▪ University degree (88%) ▪ Family income of \$100,000 or more (88%) ▪ Has full-time childcare (87%)
Q8n	You and your co-parent are able to agree on mutually satisfactory solutions when disputes or arguments about your children arise (n: 2,004)	84	<ul style="list-style-type: none"> ▪ Family income of \$100,000 or more (87%) ▪ Nuclear family (87%) ▪ Low or no psychological distress index (87%) ▪ Has full-time childcare (86%) ▪ French mother tongue only (85%)
Q8m	Your co-parent recognizes that there may be grey areas when it comes to parenting and gives you some leeway in this regard (n: 1,998)	81	<ul style="list-style-type: none"> ▪ Has full-time childcare (84%) ▪ Family income of \$100,000 or more (84%) ▪ Nuclear family (84%)

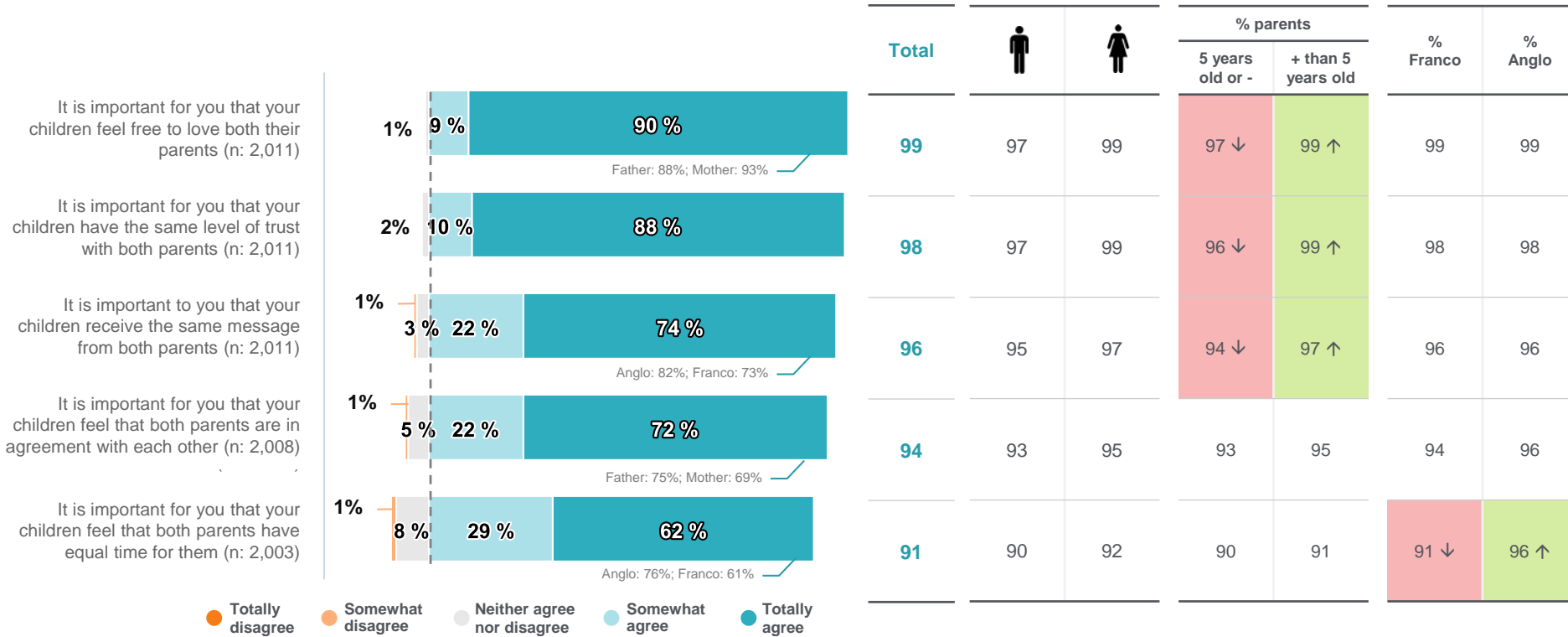
COPARENTING AND CHILDREN



Q9a-e. Please indicate your level of agreement with the following statements.

Base: all respondents, excluding non-response

% of totally + somewhat agree responses



There is near **consensus** on the perceived importance of many of the effects of coparenting on children. There are, however, some nuances depending on whether or not there are children aged 5 years or younger.

Looking only at the proportion of parents who "strongly agree," the results show that it is less important for fathers that children be free to love both parents, but it is more important for them (than for mothers) that children feel that both parents are in agreement with each other. Equal time for children by both parents is more important to Anglophones than to Francophones.

COPARENTING AND CHILDREN (CONTINUED)



Q9a-e. Please indicate your level of agreement with the following statements.

Base: all respondents, excluding non-response

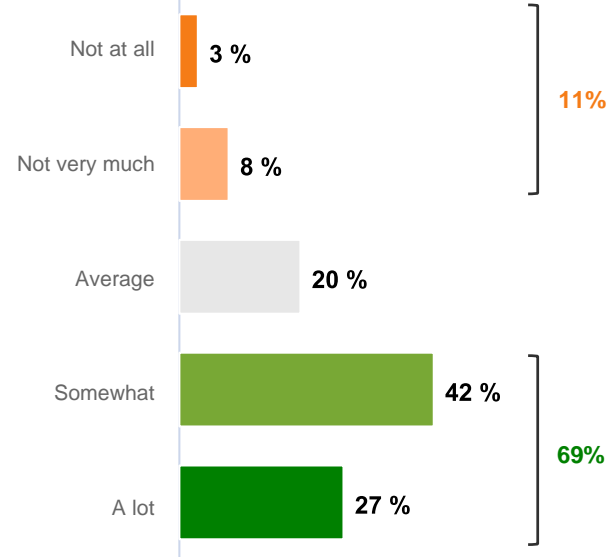
	% Totally + somewhat agree	Other significantly greater differences
Q9b It is important for you that your children feel free to love both their parents (n: 2,011)	99	No significant difference
Q9c It is important for you that your children have the same level of trust with both parents (n: 2,011)	98	No significant difference
Q9a It is important to you that your children receive the same message from both parents (n: 2,011)	96	No significant difference
Q9d It is important for you that your children feel that both parents are in agreement with each other (n: 2,008)	94	No significant difference
Q9e It is important for you that your children feel that both parents have equal time for them (n: 2,003)	91	<ul style="list-style-type: none"> ▪ Mother tongue other than French (96%)

FAMILY-WORK BALANCE

Q10. How would you say that you personally benefit from family-work balance conditions that promote teamwork with your co-parent?

Base: all respondents, excluding non-response, n: 1,951

	(n: 1 992)	(n: 959)	% parents		% Franco (n: 1 554)	% Anglo (n: 397)
			5 years old or - (n: 885)	+ than 5 years old (n: 1 066)		
	3	3	3	4	3 ↓	7 ↑
	6	9	6	8	8	4
	19	22	24	18	21	16
	45	39	41	42	43 ↑	31 ↓
	27	27	26	28	25 ↓	42 ↑



Respondents from the following sub-groups were also proportionally **more likely** to have responded "not very much or not at all":

- Lives in Montreal CMA (13%)
- Single-parent family (24%)

Respondents from the following sub-groups were also proportionally **more likely** to have responded "a lot or somewhat":

- Lives in Quebec CMA (78%)
- Low or no psychological distress index (71%)

The presence of family-work balance conditions conducive to teamwork is a **reality for the majority of Quebec parents**. This is particularly the case in the greater Quebec City area.

Significant disparities are observed between Anglophones and Francophones. Anglophones are much more likely to say that they benefit a great deal from these conditions (45% versus 25% of Francophones).

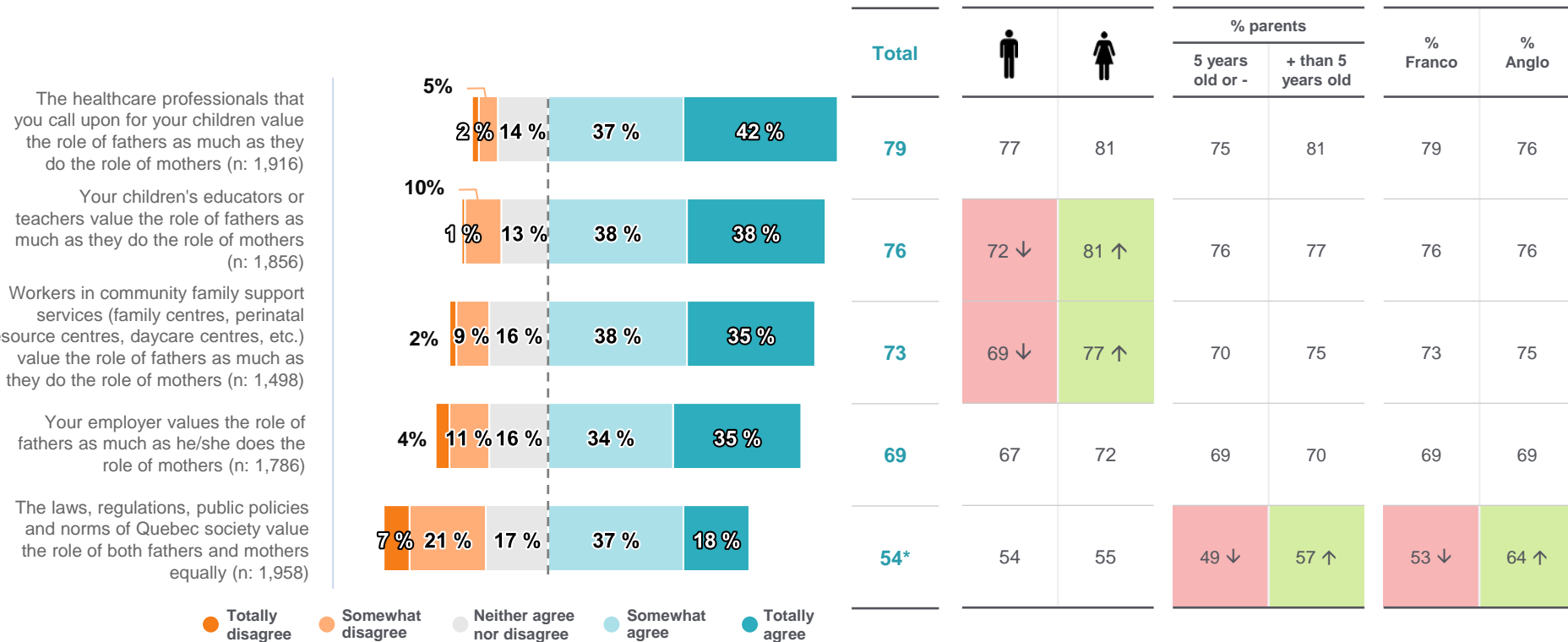
VALUING COPARENTING



Q11a-e. Please indicate your level of agreement with the following statements regarding co-parenting.

Base: all respondents, excluding non-response

% of totally + somewhat agree responses



While the majority of parents (69% to 79%) feel that various stakeholders value the role of both fathers and mothers equally, **opinions are divided** on "social norms", with only slightly more than half of them holding this view. Some segments are less likely to believe that both roles are valued equally:

- Fathers are less likely to believe that educators or teachers, as well as community service workers, value equality;
- Francophones and parents of children 5 years of age or younger are less convinced when it comes to laws, regulations, public policies or societal norms.

* Due to rounding, the total is different from the sum of the components.

VALUING COPARENTING (CONTINUED)



Q11a-e. Please indicate your level of agreement with the following statements regarding co-parenting.

Base: all respondents, excluding non-response

	% Totally + somewhat agree	Other significantly greater differences
Q11d The healthcare professionals that you call upon for your children value the role of fathers as much as they do the role of mothers (n: 1,916)	79	No significant difference
Q11c Your children's educators or teachers value the role of fathers as much as they do the role of mothers (n: 1,856)	76	<ul style="list-style-type: none"> Has full-time childcare (78%)
Q11e Workers in community family support services (family centres, perinatal resource centres, daycare centres, etc.) value the role of fathers as much as they do the role of mothers (n: 1,498)	73	No significant difference
Q11b Your employer values the role of fathers as much as he/she does the role of mothers (n: 1,786)	69	<ul style="list-style-type: none"> Lives elsewhere in Quebec (75%) Technician/office/specialist (72%) Canadian-born parents (71%) Born in Quebec (71%)
Q11a The laws, regulations, public policies and norms of Quebec society value the role of both fathers and mothers equally (n: 1,958)	55	<ul style="list-style-type: none"> Born outside Canada (68%) 55 years old or older (67%) Low or no psychological distress index (57%)

The older the parents, the more they believe that the role of fathers and mothers is equally valued by laws, regulations, public policies or societal norms (the result increases from 47% among those 18 to 34 years old to 67% among those 55 years old or older). Parents' employers in the regions are more recognized than elsewhere for conveying these values.

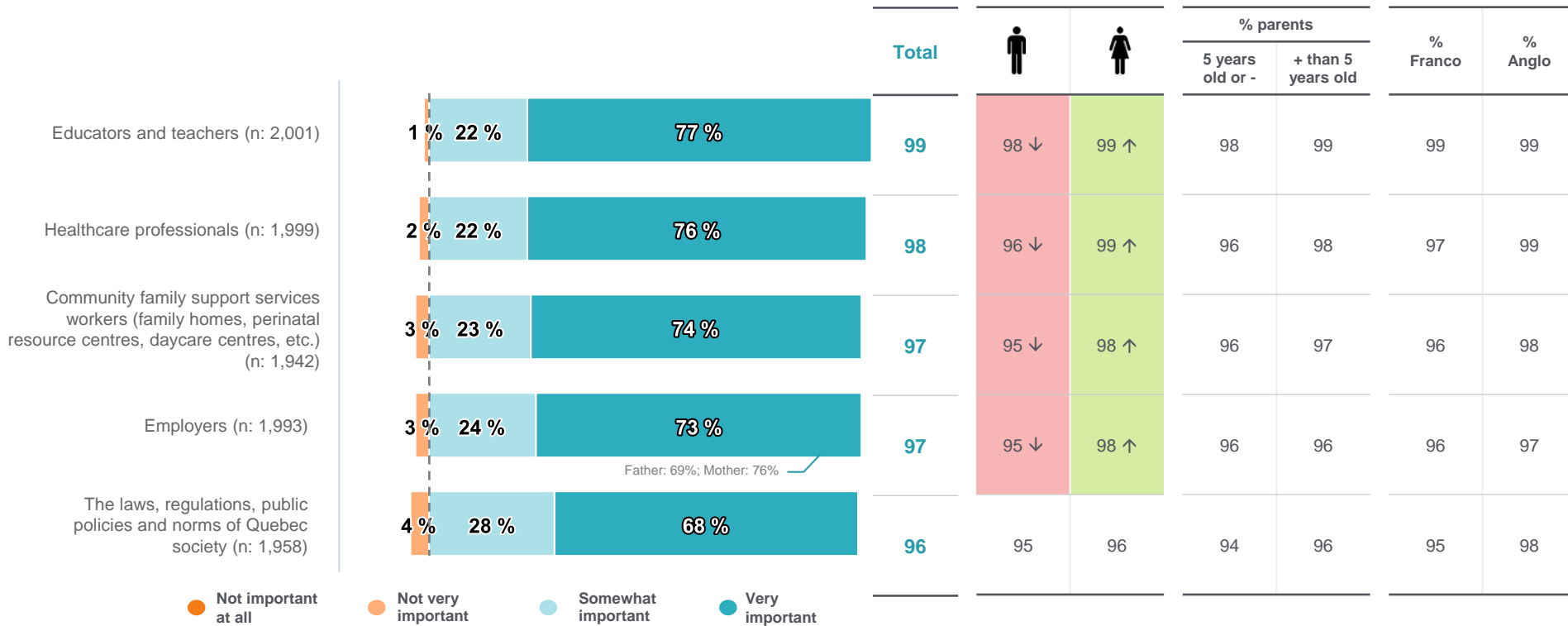
VALUING COPARENTING (CONTINUED)



Q12a-e. How important is it to you that the role of mothers and fathers be valued equally by...?

Base: all respondents, excluding non-response

% of very + somewhat agree responses



The egalitarian valuation of the roles of father and mother by different stakeholders is an **important principle for parents**. Generally speaking, fathers attach slightly less importance to this, especially from employers (69% of fathers find it "very important" that employers value fathers and mothers equally, compared to 76% of mothers).

It is more important to Québec-born parents that educators and teachers or health professionals value the roles of fathers and mothers equally (see next chart).

VALUING COPARENTING (CONTINUED)



Q12a-e. How important is it to you that the role of mothers and fathers be valued equally by...?

Base: all respondents, excluding non-response

	% Very + somewhat	Other significantly greater differences
Q12c Educators and teachers (n: 2,001)	99	<ul style="list-style-type: none"> Born in Quebec (99% - 96 % for those born outside Quebec)
Q12d Healthcare professionals (n: 1,999)	98	<ul style="list-style-type: none"> Born in Quebec (98% - 94 % for those born outside Canada)
Q12e Community family support services workers (family homes, perinatal resource centres, daycare centres, etc.) (n: 1,942)	97	No significant difference
Q12b Employers (n: 1,993)	97	<ul style="list-style-type: none"> 35 to 44 years old (98%)
Q12a The laws, regulations, public policies and norms of Quebec society (n: 1,958)	96	No significant difference





Chapter 4

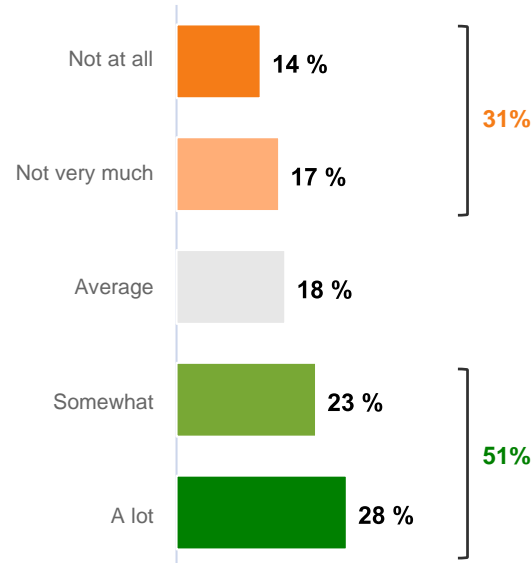
COVID-19

- Impact
- Changes in the coparenting exercise
- Effects of containment on certain situations
- Perceived duration of changes
- Expectations after the crisis
- Frequency of certain mental states

Q13. To what extent has the current situation related to COVID-19 and the confinement measures had an impact on the way you exercise your co-parenting, that is, the teamwork you do with your co-parent?

Base: all respondents, excluding non-response, n: 2,002

 (n: 1 006)	 (n: 996)	% parents		% Franco (n: 1 590)	% Anglo (n: 412)
		5 years old or - (n: 909)	+ than 5 years old (n: 1 093)		
13	15	13	14	14	12
18	15	11 ↓	20 ↑	17	12
18	18	21	16	19 ↑	11 ↓
24	22	25	22	22 ↓	29 ↑
27	30	30	28	28 ↓	36 ↑



Respondents from the following sub-groups were also proportionally **more likely** to have responded **"not very much or not at all"**:

- 55 years old or older (48%) or 45 to 54 years old (39%)
- Lives elsewhere in Quebec (36%)
- **Low or no psychological distress index (33%)**
- French mother tongue only (32%)

Respondents from the following sub-groups were also proportionally **more likely** to have responded **"a lot or somewhat"**:

- **High psychological distress index (66%)**
- French mother tongue only (59%)
- 18 to 34 years old (57%)
- Lives in Montreal CMA (56%)

The current situation related to COVID-19 and containment measures has a significant impact (much or quite a bit) on the coparenting practices of **half** of the Quebec families surveyed. Those whose parents are younger (18 to 34 years of age) seem to have experienced the situation with greater difficulty, perhaps due in part to their younger children. Parents experiencing more psychological distress and parents in the Greater Montreal area experienced more changes in the way they exercised their coparenting.

IMPACT (CONTINUED)



Q14. In a few words, could you describe how COVID-19 has changed the way you exercise co-parenting?

Base: respondents who observed a change in their coparenting behaviour, n: 1,745

TOP 8

	%	Gender		% parents		% Franco (n: 1,382)	% Anglo (n: 363)
		♂ (n: 890)	♀ (n: 855)	5 years old or - (n: 814)	+ than 5 years old (n: 931)		
Inequitable division of tasks	23	19 ↓	28 ↑	26	22	23	24
Parents are more present for the children (more family time)	16	16	16	22 ↑	13 ↓	16	15
Increased tasks towards children	13	14	12	15	11	14 ↑	3 ↓
Managing harder work	12	12	11	14	10	12	8
School supervision	9	7	10	5 ↓	11 ↑	9	7
The family is more stressed (anxiety, impatience, friction)	6	5	7	6	6	6	6
The family had to change its habits (new routine, adapted, etc.)	5	6	4	8 ↑	4 ↓	6	4
Shared custody changed (children in one parent's home, etc.)	5	3 ↓	7 ↑	1 ↓	7 ↑	5	4

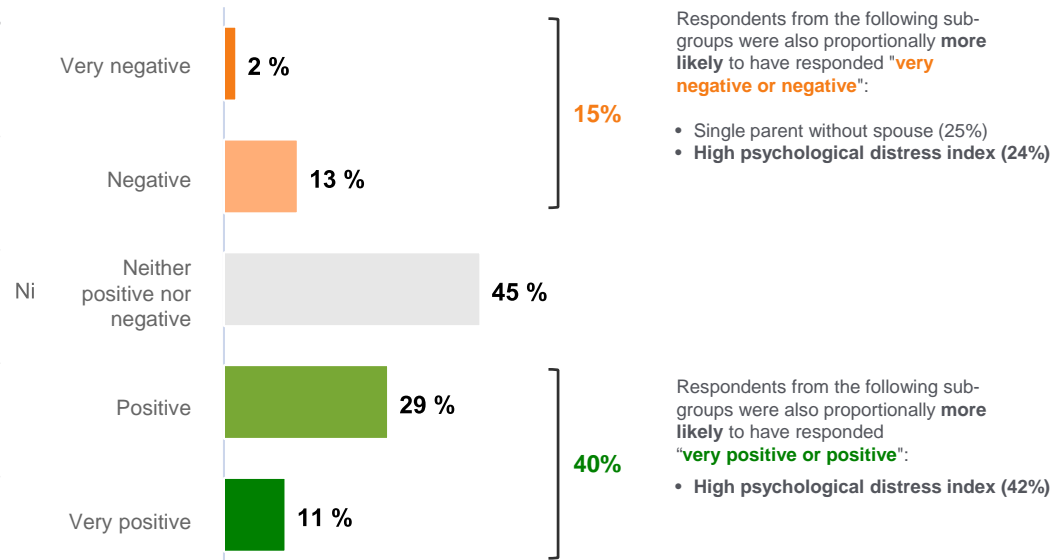
The **three main changes** listed **spontaneously** affect one aspect of coparenting, namely the **division of labour**, which mothers feel is unfair (for example, one parent has to look after the **children** alone while the other is still working). The second most frequently mentioned change would be beneficial for the children, with parents being more present for them. On the other hand, **child-related tasks** have increased (keeping them busy, entertaining them, more supervision on outings or in terms of respecting their quarantine, etc.).

IMPACT (CONTINUED)

Q15. Is the impact of COVID-19 on your co-parenting generally positive, negative or neither/nor?

Base: respondents who observed a change in their coparenting behaviour, excluding non-response, n: 1,735

	(n: 887)	(n: 848)	% parents		% Franco (n: 1,376)	% Anglo (n: 359)
			5 years old or - (n: 811)	+ than 5 years old (n: 924)		
	2	2	2	2	2	2
	11	15	14	13	13	12
	46	46	40	48	45	48
	29	28	32	27	29	24
	12	9	12	10	11	14



Families who say they have changed their coparenting practices as a result of confinement, which represents two out of five parents (both fathers and mothers, Anglophones and Francophones), report that these **changes are positive**, compared to 15% for whom they are perceived as negative.

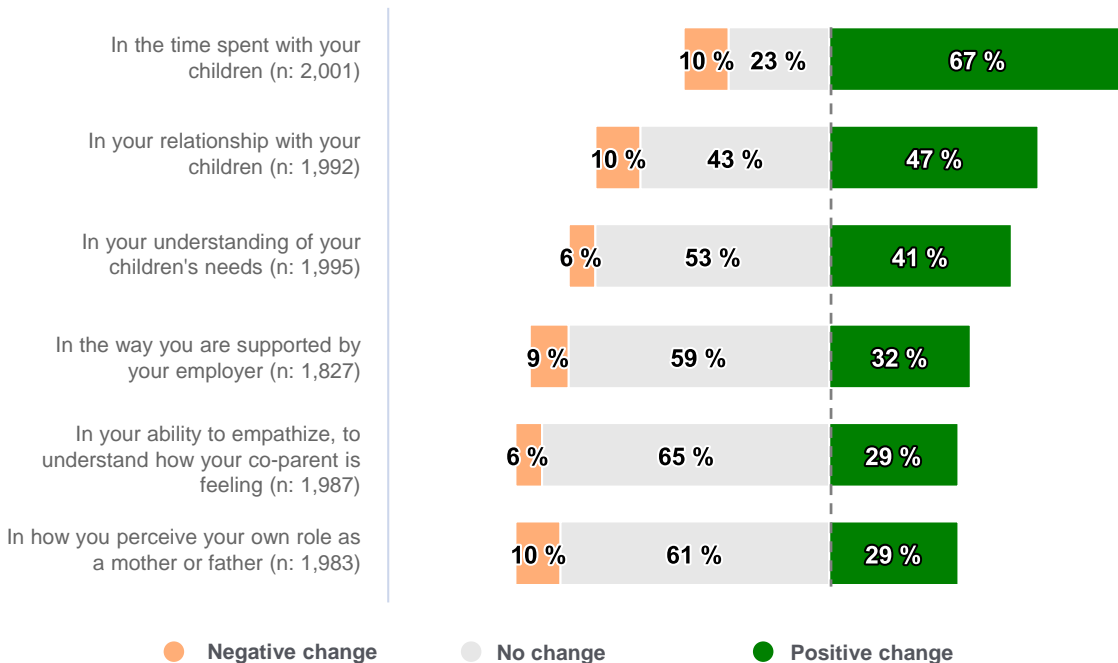
CHANGES IN THE COPARENTING EXERCISE



Q16. Please indicate whether the current situation (related to COVID-19) is bringing about a negative change, a positive change or no change.

Base: all respondents, excluding non-response

% of "positive change" responses



	♂	♀	% parents		% Franco	% Anglo
			5 years old or -	+ than 5 years old		
In the time spent with your children (n: 2,001)	64 ↓	70 ↑	71 ↑	64 ↓	67	67
In your relationship with your children (n: 1,992)	45	49	54 ↑	43 ↓	46	48
In your understanding of your children's needs (n: 1,995)	39	43	48 ↑	37 ↓	40	47
In the way you are supported by your employer (n: 1,827)	32	31	36 ↑	29 ↓	32	29
In your ability to empathize, to understand how your co-parent is feeling (n: 1,987)	32	26	32	28	29	34
In how you perceive your own role as a mother or father (n: 1,983)	29	28	32	27	28 ↓	39 ↑

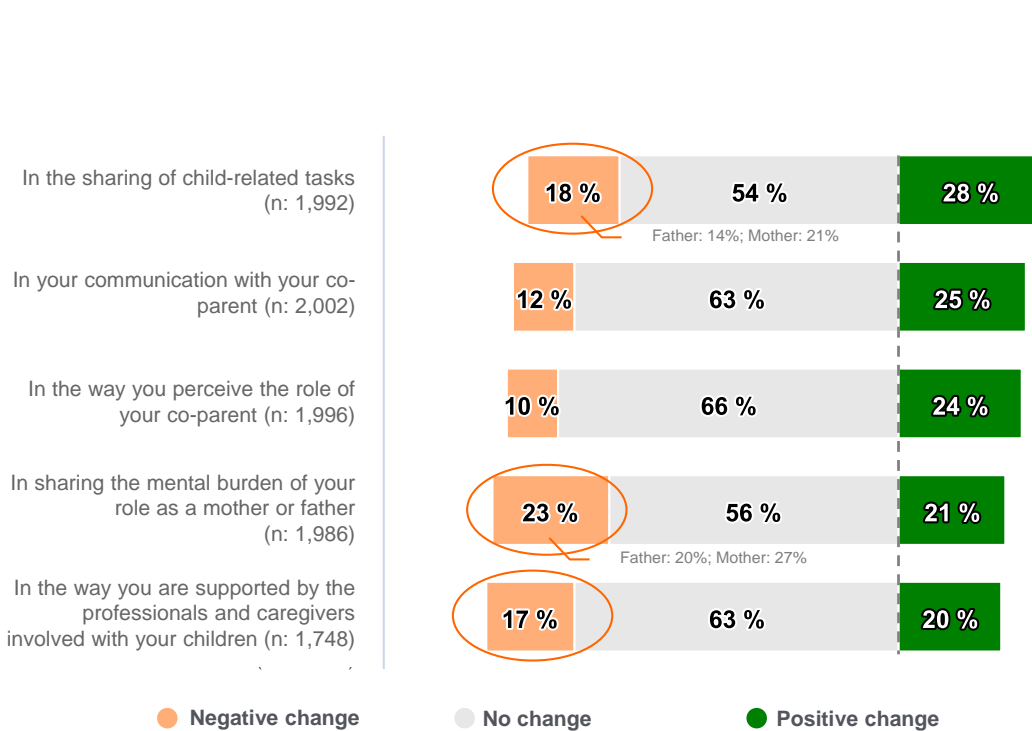
Confinement has resulted in some positive changes within families. They mainly concern the time spent with the children, the "global" relationship with them and more specifically a better understanding of their needs. Mothers and especially parents of very young children (5 years or less) view these changes more positively.

CHANGES IN THE COPARENTING EXERCISE (CONTINUED)



Q16. Please indicate whether the current situation (related to COVID-19) is bringing about a negative change, a positive change or no change.

Base: all respondents, excluding non-response



% of "positive change" responses

	♂	♀	% parents		% Franco	% Anglo
			5 years old or -	+ than 5 years old		
	30	27	35 ↑	24 ↓	27 ↓	36 ↑
	25	25	27	24	24 ↓	36 ↑
	24	23	28	22	23	30
	22	19	23	19	20 ↓	29 ↑
	19	21	18	21	19 ↓	28 ↑

Two of the three situations where the elements are more **negatively** affected relate to **coparenting practice**. Thus, according to almost a quarter of parents, the sharing of the **mental workload** associated with the role of father or mother is negatively affected, as is the **sharing of child-related tasks**, but to a lesser extent. This sharing is particularly strained in families with toddlers aged 5 and under. The support of professionals and caregivers around children is also subject to criticism.

CHANGES IN THE COPARENTING EXERCISE (CONTINUED)



Q16. Please indicate whether the current situation (related to COVID-19) is bringing about a negative change, a positive change or no change.

Base: all respondents, excluding non-response

	% Positive change	Other significantly greater differences
Q16d In the time spent with your children (n: 2,001)	67	<ul style="list-style-type: none"> University degree (73%)
Q16c In your relationship with your children (n: 1,992)	47	No significant difference
Q16e In your understanding of your children's needs (n: 1,995)	41	<ul style="list-style-type: none"> Born outside Canada (54%) Lives in Montreal CMA (46%) Family income under \$100,000 (46%)
Q16k In the way you are supported by your employer (n: 1,827)	32	<ul style="list-style-type: none"> 18 to 34 years old (39%)
Q16g In your ability to empathize, to understand how your co-parent is feeling (n: 1,987)	29	<ul style="list-style-type: none"> Born outside Canada (42%) Lives in Montreal CMA (34%) Nuclear family (32%) Has full-time childcare (31%)
Q16a In how you perceive your own role as a mother or father (n: 1,983)	29	<ul style="list-style-type: none"> Born in a province other than Québec (48%) or outside Canada (40%)

CHANGES IN THE COPARENTING EXERCISE (CONTINUED)



Q16. Please indicate whether the current situation (related to COVID-19) is bringing about a negative change, a positive change or no change.

Base: all respondents, excluding non-response

	% Positive change	Other significantly greater differences
Q16h In the sharing of child-related tasks (n: 1,992)	28	<ul style="list-style-type: none"> Born in a province other than Quebec (48%) or outside Canada (45%) 18 to 34 years old (36%) Mother tongue other than French (36%) Lives in Montreal CMA (33%) Nuclear family (32%) Has full-time childcare (31%)
Q16f In your communication with your co-parent (n: 2,002)	25	<ul style="list-style-type: none"> Born in a province other than Quebec (39%) or outside Canada (35%) Mother tongue other than French (32%) Lives in Montreal CMA (29%) Nuclear family (29%) Has full-time childcare (28%)
Q16b In the way you perceive the role of your co-parent (n: 1,996)	24	<ul style="list-style-type: none"> Born outside Canada (39%) Mother tongue other than French (32%) Nuclear family (26%) High psychological distress index (29%) Has full-time childcare (25%)
Q16i In sharing the mental burden of your role as a mother or father (n: 1,986)	21	<ul style="list-style-type: none"> Born outside Canada (36%) or in a province other than Quebec (33%) Mother tongue other than French (28%) Lives in Montreal CMA (24%) Nuclear family (23%)
Q16j In the way you are supported by the professionals and caregivers involved with your children (n: 1,748)	20	<ul style="list-style-type: none"> Family income under \$60,000 (29%)

There is an association between having at least one parent born outside the country and a more positive perception of changes due to confinement.

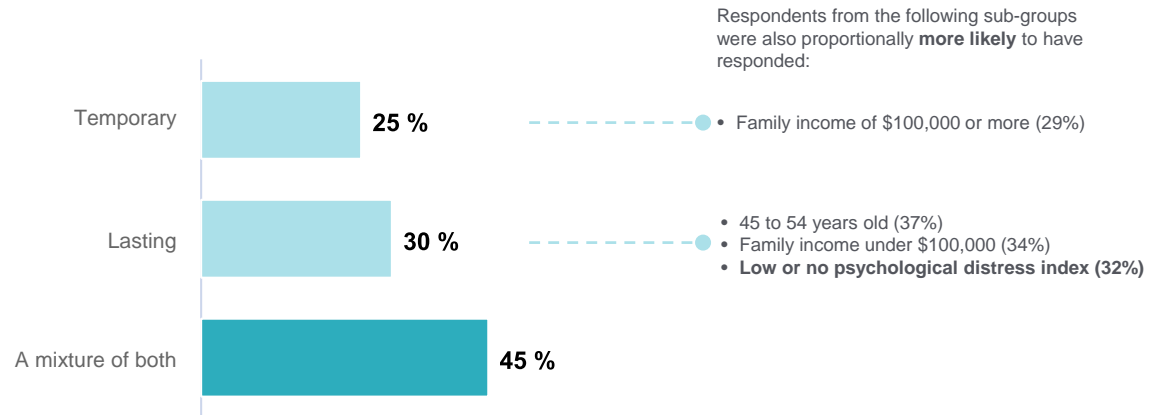
PERCEIVED SUSTAINABILITY OF CHANGES



Q17. Do you think the changes you see in the way you exercise co-parenting will be lasting or temporary?

Base: respondents who observed at least one change (positive or negative) in the coparenting exercise, excluding non-response, n: 1,745

♂ (n: 870)	♀ (n: 875)	% parents		% Franco (n: 1,394)	% Anglo (n: 351)
		5 years old or - (n: 818)	+ than 5 years old (n: 927)		
27	22	26	24	25 ↑	16 ↓
33	28	28	31	30	36
40 ↓	50 ↑	46	45	45	48



Three-quarters of parents (75%) believe that some changes will be lasting.

EXPECTATIONS AFTER THE CRISIS



Q18. After the crisis, how will your expectations change regarding the social conditions or available resources (laws, regulations, employers, educators, health professionals, community services, etc.) to help you in your co-parenting (teamwork between parents)?

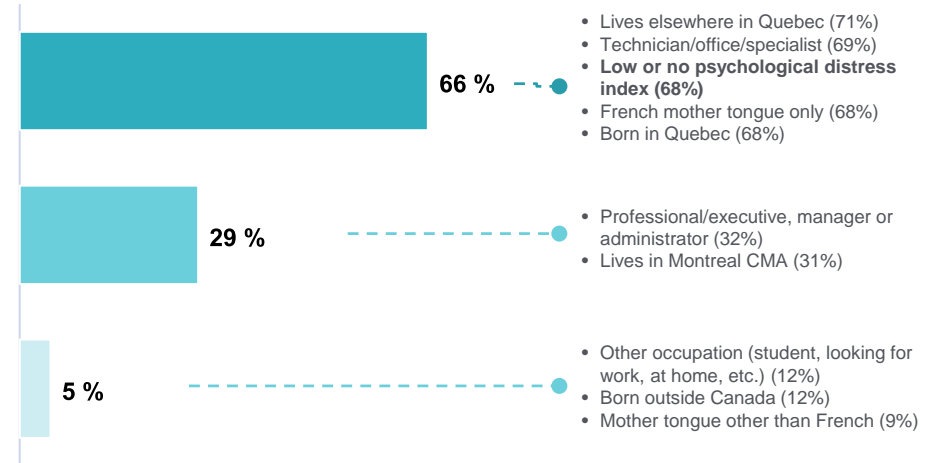
Base: all respondents, excluding non-response, n: 1,902

♂ (n: 973)	♀ (n: 929)	% parents		% Franco (n: 1,514)	% Anglo (n: 388)
		5 years old or - (n: 865)	+ than 5 years old (n: 1,037)		
65	68	61 ↓	69 ↑	67 ↑	57 ↓
29	27	33 ↑	26 ↓	28	30
6	5	6	5	5 ↓	13 ↑

They will remain the same as before the crisis

Your expectations will be higher

Your expectations will be lower



We saw earlier that the overwhelming majority of parents find it important for various stakeholders and society to value the roles of father and mother equally (pages 38-39). Once the crisis is over, the majority say they will maintain their expectations in this regard.

Parents of toddlers 5 years of age or younger and those living in the **Montreal** area are proportionately more likely to say that their expectations will be **higher**, while in the **regions** and parents of **children 6 years of age or older** stand out with a higher proportion saying they will maintain their expectations.

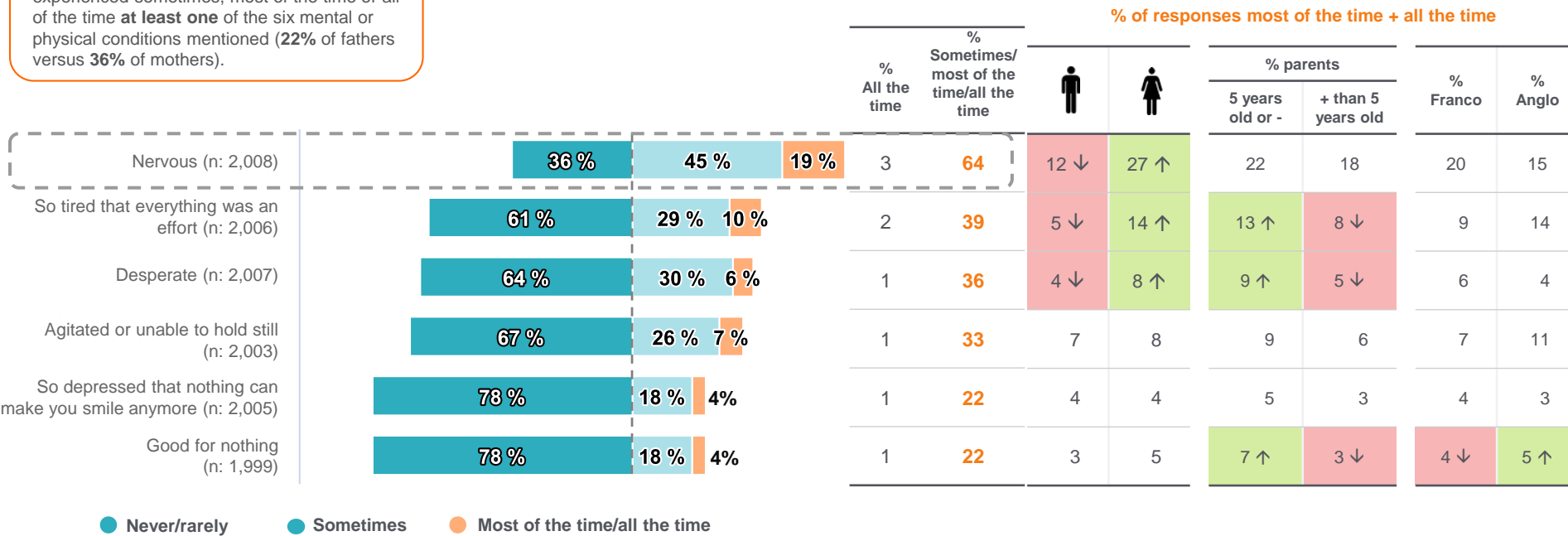
FREQUENCY OF CERTAIN MENTAL STATES



Q19. Since the beginning of the confinement, on a personal level, how often have you felt...?

Base: all respondents, excluding non-response

29% of Quebec parents report having experienced sometimes, most of the time or all of the time **at least one** of the six mental or physical conditions mentioned (**22%** of fathers versus **36%** of mothers).



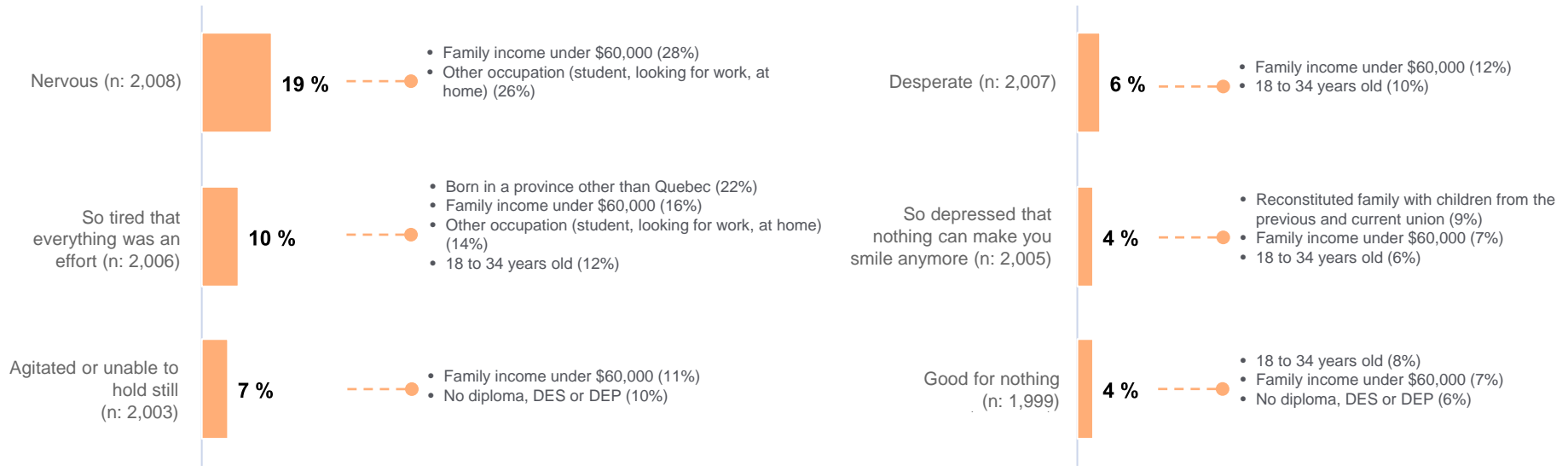
During confinement, each of the conditions listed has been experienced (most or all of the time) by at least one parent in five. However, the proportion who "experienced" them continuously is very low (results vary between 1% and 3%). **Nervousness** was mentioned most often, and was experienced, at least sometimes, by almost two out of three parents. The fact that 19% of them report feeling nervous **most of the time or all of the time** is striking. With the exception of feeling tired to the point that everything becomes an effort, other mental states were less mentioned (less than one in ten parents experienced these states frequently).

Fatigue and hopelessness were more prevalent among parents of younger children (5 years old or younger) and mothers. Mothers also experienced more nervousness than fathers. The feeling of being good for nothing was also experienced more strongly by parents of very young children.

FREQUENCY OF CERTAIN MENTAL STATES (CONTINUED)



Respondents from the following sub-groups were also proportionally **more likely to feel... "most of the time or all the time"**



The **context of containment** due to the pandemic certainly predisposes parents to experience different mental states. However, **socio-demographic factors** may also play a role. Low-income families (under \$60,000) are more likely to report experiencing any of these conditions. Younger parents (18-34 years of age) are more likely than all other parents to report feeling hopeless (10% versus 5% or less), worthless (8% versus 3% or less) or depressed (6% versus 3% or less).

Parents with little education are also more likely to report feeling restless, unable to hold still, or good for nothing most of the time or all the time.

FREQUENCY OF CERTAIN MENTAL STATES

PSYCHOLOGICAL DISTRESS INDEX

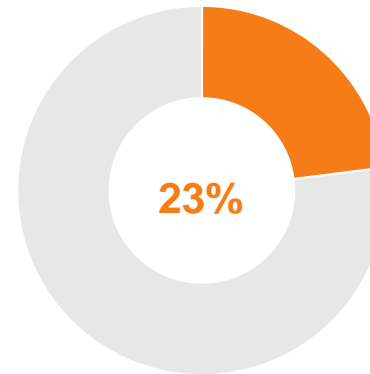


Q19. Since the beginning of the confinement, on a personal level, how often have you felt...?

Base: all respondents, excluding non-response, n: 1,989

High psychological distress index¹ is shown in orange.

		% parents			
♂	♀	5 years old or - (n: 903)	+ than 5 years old (n: 1,086)	% Franco (n: 1,581)	% Anglo (n: 408)
(n: 1,003)	(n: 986)				
17 ↓	28 ↑	28 ↑	20 ↓	23	24



Respondents from the following sub-groups are also proportionally **more likely**, to show an index of **10 or more**:

- 18 to 34 years old (33%)
- Family income under \$60,000 (38%)
- Other occupation (student, looking for work, at home) (36%)
- No diploma, DES or DEP (28%)

Respondents from the following sub-groups are also proportionally **less likely**, to show an index of **10 or more**:

- 45 to 54 years old (15%)
- Family income of \$100,000 or more (16%)
- Professional, executive, manager or director (19%)
- University degree (19%)

In times of COVID-19 pandemic containment, **nearly one in four parents surveyed** may experience psychological distress, particularly mothers and **parents of young toddlers** (5 years of age or younger).

Several sub-groups stand out statistically for this index, according to age, family income, occupation and education.

* Questions Q19a to Q19f are part of a six-item psychological distress scale. A distress index is calculated by adding the responses to each question (Never=0, Rarely=1, Sometimes=2, Most of the time=3 and All the time=4), for each respondent. The score thus varies from 0 (minimum) to 24 (maximum). A score of 10 or more indicates probable psychological distress.

A network diagram in the top right corner, consisting of various sized teal and grey nodes connected by thin lines, set against a light blue background.

Appendix 1

RESPONDENT PROFILE

Socio-demographic profile

Place of birth

SOCIO-DEMOGRAPHIC PROFILE



	All respondents %	Father %	Mother %
GENDER	(n: 2,115)	(n: 1,040)	(n: 1,075)
Father	49	100 ↑	- ↓
Mother	51	- ↓	100 ↑
AGE	(n: 2,113)	(n: 1,039)	(n: 1,074)
18-24 years old	32	29	35
25-34 years old	35	33	37
45-54 years old	27	29 ↑	24 ↓
55+ years old	6	9 ↑	4 ↓
EDUCATION	(n: 2,096)	(n: 1,033)	(n: 1,063)
None/Secondary/DEP	37	37	37
CEGEP/College	36	35	36
University	27	28	27
REGION	(n: 2,115)	(n: 1,040)	(n: 1,075)
Montreal CMA*	51	49	53
Quebec CMA	10	11	9
Elsewhere in Quebec	39	40	38
LANGUAGE OF USE	(n: 2,115)	(n: 1,040)	(n: 1,075)
French	90	90	90
English	10	10	10

* Census metropolitan area

	All respondents %	Father %	Mother %
AGE OF CHILDREN	(n: 2,115)	(n: 1,040)	(n: 1,075)
5 years or less	34	36	32
6-12 years old	54	52	57
13-17 years old	43	42	44
FAMILY INCOME	(n: 1,971)	(n: 990)	(n: 981)
Under \$40,000	11	9	14
From \$40,000 to \$59,999	14	10 ↓	18 ↑
From \$60,000 to \$79,999	13	13	13
From \$80,000 to \$99,999	16	18	15
From \$100,000 to \$149,999	29	30	27
\$150,000 or more	17	20 ↑	13 ↓
MOTHER TONGUE	(n: 2,115)	(n: 1,040)	(n: 1,075)
French only	81	80	81
Other	19	20	19

SOCIO-DEMOGRAPHIC PROFILE (CONTINUED)



	All respondents %	Father %	Mother %
EMPLOYMENT STATUS	(n: 2,075)	(n: 1,021)	(n: 1,054)
Worker	86	91 ↑	80 ↓
Other	14	9 ↓	20 ↑
DETAILED EMPLOYMENT STATUS	(n: 2,075)	(n: 1,021)	(n: 1,054)
Professional	22	23	22
Office employee	15	8 ↓	22 ↑
Technician	13	15	12
Executive, manager or administrator	12	15 ↑	8 ↓
Skilled worker	11	14 ↑	7 ↓
Service staff	6	7 ↑	4 ↓
Non-specialized worker	4	5	3
Sales staff	3	4	2
Student	1	1	2
At home	5	2 ↓	8 ↑
Unemployed	3	3	4
Retired	2	3 ↑	1 ↓
On parental leave	3	- ↓	5 ↑

Worker

Other

PLACE OF BIRTH



	All respondents %	Father %	Mother %
PLACE OF BIRTH Base: all respondents	(n: 2,108)	(n: 1,036)	(n: 1,072)
In Quebec	87	84 ↓	88 ↑
In another Canadian province or territory	2	2	3
Elsewhere in the world	11	14 ↑	9 ↓
How long have you lived in Quebec? Base: respondents who were not born in Quebec	(n: 424)	(n: 247)	(n: 177)
Less than a year	-	1	1
1 to 3 years	8	7	9
4 to 5 years	9	10	8
6 to 10 years	19	21	16
11 to 20 years	30	31	28
Over 20 years	34	30	38
Were your parents born in Canada? Base: all respondents	(n: 2,107)	(n: 1,036)	(n: 1,071)
Yes, one parent	8	8	7
Yes, both parents	77	75	80
No	15	17	13



Appendix 2

DETAILED METHODOLOGY

This appendix provides all relevant information regarding this study's parameters. It contains the detailed methodology and administrative results of the survey in order to clearly define the study's limitations and the scope of the results and, if necessary, to replicate the study using the same research protocol.

SAMPLING PLAN **Target population**
Quebec parents with children under the age of 18.

Survey sampling frame
SOM's web gold panel. This is a probability panel made up of Internet users randomly recruited as part of our telephone surveys of the general adult population. Non-probability external panel (for part of the sample of parents of children aged 0 to 5 years and English speakers).

Sample plan
A sample of Gold panel members was drawn using an algorithm designed to be as representative as possible of the target population.

The target is 2,000 respondents (1,000 fathers and 1,000 mothers). The sample design was stratified by sex of parent, to which quotas were added for Anglophones and early childhood: 400 Anglophone respondents and 700 parents of children under 18 years of age (equally divided between fathers and mothers). The completed questionnaires were distributed as follows:

- 2,115 respondents (1,040 fathers and 1,075 mothers);
- 439 Anglophone respondents on the basis of language of use* (228 fathers and 211 mothers);
- 939 parents of children aged 0 to 5 years (472 fathers and 467 mothers).

QUESTIONNAIRE The questionnaire was designed by the client, then revised, translated and programmed by SOM. The final questionnaire was then submitted to the client for approval. The questionnaire could be completed in either French or English, according to the respondent's preference. The final version of the questionnaire is presented in Appendix 3.

DATA COLLECTION **Data collection period**
From May 22 to June 1, 2020.

- Interview method**
- Online self-administered survey;
 - SOM Web Gold Panel: email invitations managed by SOM;
 - External Panel: Email invitations managed by the external provider;
 - Web collection on SOM's servers;
 - Reminders were sent to certain sub-groups, namely Anglophones and fathers aged 18 to 34.

Administrative results of the data collection
Detailed results are presented on the next page. The response rate for the SOM Gold panel is 39.7%. The response rate for the external panel is not available.

* In this study, Anglophones are defined as people whose language of use is English (the language spoken most often in everyday life at work, at home or during leisure).

DETAILED METHODOLOGY (CONTINUED)



DETAILED ADMINISTRATIVE RESULTS (SOM's Web Gold Panel)

RESPONSE RATE CALCULATION

WEB SURVEY RESULTS		Email indicating refusal to reply	0
Sample size	4,300	Unsubscription	5
Number of interviews targeted	0	Interview rejected as a result of quality control	0
INVITATIONS SENT		TOTAL JOINT UNIT (C)	1,856
Invitations sent (A)	4,246	NON-JOINT UNIT	
Email address on the blacklist	4	Remote mail server not responding or in trouble	0
Failure to send the email	78	User quota exceeded	0
RESPONDING UNIT		Spam detection	0
Completed questionnaires	1,423	Other unacknowledged return messages	0
Outside the target population	262	Total unit not joined (D)	0
Access when a quota is reached	0	NON-EXISTENT UNIT	
Full responding joint unit (B)	1,685	Invalid email (user@)	0
LATE UNIT JOINT		Invalid email (@domain)	0
Access when stratum collection is complete	0	Duplicata	0
Access upon completion of data collection	13	Total non-existent unit (E)	0
NON-RESPONSIVE JOINT UNIT		ACCESS RATE (C/(A-E))	43.7%
Partial questionnaire	153	RESPONSE RATE AMONG JOINED UNITS (B/C)	90.8%
Automatic email (absence of the respondent)	0	RESPONSE RATE (B/(A-E))	39.7%

WEIGHTING AND PROCESSING

Weighting was carried out on the basis of adult parents of children under 18 years of age, taking into account the variables listed below, for each of the three major regions of Quebec (Montreal CMA, Quebec City CMA and elsewhere in Quebec):

- The joint distribution of age (under 35, 35-44, 45 or older) and gender;
- Language of use (French, English)*;
- Highest diploma or certificate held (none/secondary/DEP/college, university student).

Population data used: weighted data processing of panel members (2020).

Method: a 10 iteration multivariate weighting using the iterative quotient method is carried out to ensure a faithful representation of all these distributions.

The data was processed using the MACTAB specialized software package. The results for each of the questions are presented according to a banner that includes the variables relevant to the analysis of the results.

MARGIN OF ERROR

Since part of the sample is non-probability (use of an external panel), the margins of error are presented for information purposes.

The margins of error presented on the following pages are calculated at the 95% confidence level and take into account the design effect.

The design effect occurs when completed interviews are not distributed proportionally to the original population according to the segmentation or weighting variables. The design effect is the ratio between the sample size and the size of a simple random sample with the same margin of error. It is a useful statistic for estimating margins of error for sub-groups of respondents. For example, in the table on the next page, the margin of error is the same as for a simple random sample size of 1,071 ($2,115 \div 1.975$).

The tables on the following pages show the margins of error for the study (taking into account design effect) based on the value of the estimated proportion.

* In this study, Anglophones are defined as people whose language of use is English (the language spoken most often in everyday life at work, at home or during leisure).

MARGINS OF ERROR ACCORDING TO ESTIMATED PROPORTION*

	Gender		
	Total	Father	Mother
NUMBER OF INTERVIEWS	2,115	1,040	1,075
DESIGN EFFECT	1.975	2.170	1.785
PROPORTION:			
99% or 1%	0,6%	0,9%	0,8%
95% or 5%	1,3%	2,0%	1,7%
90% or 10%	1,8%	2,7%	2,4%
80% or 20%	2,4%	3,6%	3,2%
70% or 30%	2,7%	4,1%	3,7%
60% or 40%	2,9%	4,4%	3,9%
50% (MAXIMUM MARGIN)	3,0%	4,5%	4,0%

Since part of the sample is nonprobability (use of an external panel), the margins of error are presented only as a guide.

* The margin of error varies according to the value of the estimated proportion: it is greater when the proportion is close to 50% and smaller as the proportion moves away from 50%.

MARGINS OF ERROR ACCORDING TO ESTIMATED PROPORTION*

	Quota – Gender + language				
	Total	Francophone father	Francophone mother	Anglophone father	Anglophone mother
NUMBER OF INTERVIEWS	2,115	812	864	228	211
DESIGN EFFECT	1.975	2.023	1.688	1.835	1.752
PROPORTION:					
99% or 1%	0,6%	1,0%	0,9%	1,7%	1,8%
95% or 5%	1,3%	2,1%	1,9%	3,8%	3,9%
90% or 10%	1,8%	2,9%	2,6%	5,3%	5,4%
80% or 20%	2,4%	3,9%	3,5%	7,0%	7,1%
70% or 30%	2,7%	4,5%	4,0%	8,1%	8,2%
60% or 40%	2,9%	4,8%	4,2%	8,6%	8,8%
50% (MAXIMUM MARGIN)	3,0%	4,9%	4,3%	8,8%	8,9%

Since part of the sample is nonprobability (use of an external panel), the margins of error are presented only as a guide.

* The margin of error varies according to the value of the estimated proportion: it is greater when the proportion is close to 50% and smaller as the proportion moves away from 50%.

MARGINS OF ERROR ACCORDING TO ESTIMATED PROPORTION*

	Total	Quota – Early Childhood			
		Father of children of 5 years of age or less	Mother of children of 5 years of age or less	Father of children from 6 to 17 years old	Mother of children from 6 to 17 years old
NUMBER OF INTERVIEWS	2,115	472	467	568	608
DESIGN EFFECT	1.975	2.784	1.626	1.832	1.706
PROPORTION:					
99% or 1%	0,6%	1,5%	1,2%	1,1%	1,0%
95% or 5%	1,3%	3,3%	2,5%	2,4%	2,3%
90% or 10%	1,8%	4,5%	3,5%	3,3%	3,1%
80% or 20%	2,4%	6,0%	4,6%	4,5%	4,2%
70% or 30%	2,7%	6,9%	5,3%	5,1%	4,8%
60% or 40%	2,9%	7,4%	5,7%	5,5%	5,1%
50% (MAXIMUM MARGIN)	3,0%	7,5%	5,8%	5,6%	5,2%

Since part of the sample is nonprobability (use of an external panel), the margins of error are presented only as a guide.

* The margin of error varies according to the value of the estimated proportion: it is greater when the proportion is close to 50% and smaller as the proportion moves away from 50%.

A decorative background on the right side of the slide featuring a network diagram. It consists of numerous small, semi-transparent teal and grey circular nodes connected by thin, light teal lines, creating a complex web-like structure. The nodes vary in size and opacity, and some are highlighted with a white border.

Appendix 3

QUESTIONNAIRE



**ÉTUDE SUR LA COPARENTALITÉ
QUESTIONNAIRE
(version finale)**

/*

Legend

*text	The asterisk is used to indicate the text of a question, a comment or an unread response option seen but not read by the interviewer during the interview.
...	Indicates where in the question text, the response options are to be read to the respondent.
/*text*/	Text placed between “/*...*/” is an explanatory note that is not seen by the interviewer during the interview.
DNK	Response option: Does not know
DNA	Response option: Does not answer (Refusal)
NA	Response option: Not applicable
->, ->>	Means “Go to question number...”
->sortie	Confirms with the interviewer that the respondent is not eligible, ends the interview and files it as “Ineligible.”
->fin	Ends the interview and files it as “Completed”.
1=, 1=	When <u>all</u> response options are preceded by “1= “, it means that it is a question for which multiple responses can be given (each option being yes or no).
1=, 2=, ...	When response options are preceded by “1=..., 2=..., etc.”, only one answer is possible, unless otherwise indicated (for example: “3 mentions”).
Q_Slcal, Q_INcal	Questions beginning with “Q_SI... » or “Q_IN... “ are filter questions or technical instructions that give access to data from the sample file, automatically give the answer to certain questions, or perform a complex skip pattern. An explanatory note placed before the filter question or technical instruction explains the function it performs.

*/

/* Population cible : parents d'enfants âgés de 0 à 17 ans
2 000 questionnaires complétés avec quotas :
- 1 000 pères et 1 000 mères
- Minimum 400 parents dont la langue d'usage est l'anglais (200 pères; 200 mères)
- Minimum 700 parents ayant des enfants de 0 à 5 ans (350 pères; 350 mères)

***/**

Q_BI Hello and thank you for agreeing to answer this survey!

*remplacer
->>SEXE

Q_MP Autocomplétée _____
Q_LVAL Autocomplétée _____
Q_RVAL Autocomplétée _____
Q_SVAL Autocomplétée _____

/*Section Qualification*/

/*Note Quota sur le sexe des répondants*/

Q_SEXE The first questions are used to determine if you belong to the study population and in order to verify your eligibility to participate in the study.

Are you male or female?

Note: As indicated by Statistics Canada, transgender, transsexual and intersex Canadians are asked to indicate the sex (male or female) with which they most identify.

1=Male
2=Female
9=I prefer not to answer->out /*non admissible*/

/*Note Quota sur l'âge des enfants*/

Q_ENF Do you have a child or children under 18 years of age living at home with you?

*Note: This includes children of whom you are the biological or adoptive parent, your spouse's children, foster children, or any other children in your care on a full-time or part-time basis.

1=Yes
2=No->out /*non admissible*/
9=*I prefer not to answer->out /*non admissible*/

/* Question à programmer*/

Q_inremPAGE q#AGEENFa=0 et q#AGEENFb=0 et q#AGEENFc=0 et q#AGEENFd=0 et q#AGEENFe=0 et q#AGEENFf=0

/*Légende

texte : Texte non lu, apparaît à l'interviewer; ... : Endroit de lecture des choix de réponses dans le texte de question; -> ou ->> : signifie : passez à la question...; **1=, 1=** : Question à choix multiples; **1=, 2=** : Une seule réponse, à moins d'indications contraires; **/*texte*/** : commentaire n'apparaissant pas à l'interviewer*/

Q_AGEENF For each of the following age categories, please indicate how many children live at home with you :

Note: this includes children of whom you are the biological or adoptive parent, your spouse's children, foster children, or any other children in your care on a full-time or part-time basis.

<<*COL-SM=2,2,8
<<0-2 years old:>><<__*suf a>><<((e1))>>
<<3-5 years old:>><<__*suf b>><<((e1))>>
<<6-8 years old:>><<__*suf c>><<((e1))>>
<<9-12 years old:>><<__*suf d>><<((e1))>>
<<13-17 years old:>><<__*suf e>><<((e1))>>
<<18 years old or older :>><<__*suf f>><<((e1))>>
>>

Q_sicalelig si q#AGEENFa=0 et q#AGEENFb=0 et q#AGEENFc=0 et q#AGEENFd=0 et q#AGEENFe=0-
>out

->>se11a

/*Note Quota sur la langue d'usage*/

Q_SE11a In everyday life (at work, at home, in your leisure time), between English and French, which language do you use most often?

1=French
2=English

/*Note Calcul des quotas à programmer*/

Q_incalPRO1 lorsque q#SEXE=1 alors q#PROFIL1=1 et lorsque q#SEXE=2 alors q#PROFIL1=2
->>calPRO2

Q_PROFIL1 Quota sexe

1=Male
2=Female

Q_incalPRO2 lorsque (q#SEXE=1 et q#SE11a=1) alors q#PROFIL2=1 et
lorsque (q#SEXE=2 et q#SE11a=1) alors q#PROFIL2=2 et
lorsque (q#SEXE=1 et q#SE11a=2) alors q#PROFIL2=3 et
lorsque (q#SEXE=2 et q#SE11a=2) alors q#PROFIL2=4

->>calPRO3

Q_PROFIL2 Quota sexe et langue

1=French-speaking father
2=French-speaking mother
3=English-speaking father
4=English-speaking mother

/*Le profil parents d'enfant(s) de 0 à 5 ans est priorisé dans les quotas*/

Q_incalPRO3 lorsque (q#SEXE=1 et (q#AGEENFc>0 ou q#AGEENFd>0 ou q#AGEENFe>0)) alors
q#PROFIL3=3 et

/*Légende

texte : Texte non lu, apparaît à l'interviewer; ... : Endroit de lecture des choix de réponses dans le texte de question; -> ou ->> : signifie : passez à la question...; **1=, 1=** : Question à choix multiples; **1=, 2=** : Une seule réponse, à moins d'indications contraires; **/**texte**/** : commentaire n'apparaissant pas à l'interviewer*/

lorsque (q#SEXE=2 et (q#AGEENFc>0 ou q#AGEENFd>0 ou q#AGEENFe>0)) alors q#PROFIL3=4 et
lorsque (q#SEXE=1 et (q#AGEENFa>0 ou q#AGEENFb>0)) alors q#PROFIL3=1 et
lorsque (q#SEXE=2 et (q#AGEENFa>0 ou q#AGEENFb>0))alors q#PROFIL3=2

->>calquota1

Q_PROFIL3 Quota âge des enfants

1=Father of children 0-5 years old
2=Mother of children 0-5 years old
3=Father of children aged 6 to 17 years old
4=Mother of children aged 6 to 17 years old

Q_sicalquota1 si quota1 atteint->finquota
->>calquota2

Q_sicalquota2 si quota2 atteint->finquota
->>calquota3

Q_sicalquota3 si quota3 atteint->finquota
->>ELIGDELV

/*Les parents francophones d'enfants de 6 à 17ans provenant du panel externe ne sont pas éligibles*/
Q_sieligDelv si (q#PROFIL2=1,2 et q#PROFIL3=3,4 et STRATE=9)->out
->>calstrateQ

/*Calcul des quotas pour le sous-traitant*/
Q_sicalSTRATEQ si strate=9->rempDelv
->>ELIG

Q_inrempDelv lorsque q#PROFIL3=1 alors q#PROFIL4=1 et
lorsque q#PROFIL3=2 alors q#PROFIL4=2 et
lorsque q#PROFIL3=3 et q#PROFIL2=3,4 alors q#PROFIL4=3 et
lorsque q#PROFIL3=4 et q#PROFIL2=3,4 alors q#PROFIL4=4

->>calquota4

Q_PROFIL4 *Autocomplétée pour profil sous-traitant*

1=Father of children 0-5 years old
2=Mother of children 0-5 years old
3=English speaking father of children aged 6 to 17 years old
4=English speaking mother of children aged 6 to 17 years old

Q_sicalquota4 si quota4 atteint->finquota
->>ELIG

/*Légende

texte : Texte non lu, apparaît à l'interviewer; ... : Endroit de lecture des choix de réponses dans le texte de question; -> ou ->> : signifie : passez à la question...; **1=, 1=** : Question à choix multiples; **1=, 2=** : Une seule réponse, à moins d'indications contraires; **/*texte*/** : commentaire n'apparaissant pas à l'interviewer*/

Q_ELIG Your responses indicate that you qualify to participate in this study, conducted on behalf of the Regroupement pour la Valorisation de la Paternité (RVP). The responses obtained will allow the RVP and its network of partners to better understand the reality of fathers and mothers with respect to different aspects of their family life and to support various initiatives aimed at promoting the quality of their parenting experiences.

Please note that in order to lighten the text, the plural will be used even if you only have one child.

2=*Continue

/*Section A. PARENTING EXPERIENCE*/

Q_1a Our next questions are about what you think about parenting.

For you, how much does being a parent represent... ?

A source of SATISFACTION

*format matriciel

<<5=A lot
4=Somewhat
3=Average
2=Not very much
1=Not at all
9=I don't know/I prefer not to answer>>

Q_1b A source of PRIDE

*format matriciel

Q_1c A source of PLEASURE

*format matriciel

Q_1d A source of ANXIETY or STRESS

*format matriciel

/*Légende

texte : Texte non lu, apparaît à l'interviewer; ... : Endroit de lecture des choix de réponses dans le texte de question; -> ou ->> : signifie : passez à la question...; **1=, 1=** : Question à choix multiples; **1=, 2=** : Une seule réponse, à moins d'indications contraires; **/**texte**/** : commentaire n'apparaissant pas à l'interviewer*/

- Q_2a To what extent do you agree with the following statements?
Parenting is an important part of your life
- *format matriciel
- <<5=Totally agree
4=Somewhat agree
3=Neither agree nor disagree
2=Somewhat disagree
1=Totally disagree
9=*I don't know/I prefer not to answer>>
- Q_2b You think you have all the required skills to be a good parent
- *format matriciel
- Q_2c You'd be a good example for a new parent who wants to learn how to be a good parent
- *format matriciel
- Q_2d It's hard for you to know if you're doing the right thing with your children
- *format matriciel
- Q_2e The education you give your children meets your personal requirements' standards
- *format matriciel
- Q_3a Which of the following give you the most satisfaction as a parent? *You may select up to 3 answers*
- *rotation
*choix multiples
*choixminmax=1,3
*selectif=99
- 1=Receiving love from your children
2=Giving love to your children, cuddling
3=Watching your children grow, develop, learn things
4=Seeing your children succeed, meet challenges
5=Playing, doing activities with the children (without the other parent)
6=Play, do family activities
7=Meeting your children's needs, providing them with what they need
90=*((F #53555c Other (Please specify in the box below) <specify>))
99=*I don't know/I prefer not to answer

/*Légende

texte : Texte non lu, apparaît à l'interviewer; ... : Endroit de lecture des choix de réponses dans le texte de question; -> ou ->> : signifie : passez à la question...; **1=, 1=** : Question à choix multiples; **1=, 2=** : Une seule réponse, à moins d'indications contraires; ***/*texte*/*** : commentaire n'apparaissant pas à l'interviewer*/

Q_4a

Which of the following are the most difficult situations for you in your daily life as a parent? *You may select up to 3 answers*

*rotation

*choix multiples

*choixminmax=1,3

*selectif=99

1=Having enough time to fulfill all your obligations

2=Reconciling your family and professional responsibilities

3=The quality of your relationship

4=Having enough time for your relationship

5=The quality of your relationship with your children

6=Having enough time for your children

7=Knowing what to do, how to intervene in various situations

8=Giving care to your children (e.g. changing diapers, bathing, reading a story, etc.)

9=Educating well, teaching your children the right things

10=Finding an agreement with the other parent for decisions about the children

11=Discipline your children, give them "consequences".

12=Sharing of household chores (excluding child care)

13=Sharing the tasks of caring for your children

14=To be able to discuss, exchange with other parents, have role models

15=Play, do activities you enjoy with your children

16=Accessing parenting information

90=*((F #53555c Other (Please specify in the box below) <specify>))

99=*I don't know/I prefer not to answer

/*Légende

texte : Texte non lu, apparaît à l'interviewer; ... : Endroit de lecture des choix de réponses dans le texte de question; -> ou ->> : signifie : passez à la question...; **1=, 1=** : Question à choix multiples; **1=, 2=** : Une seule réponse, à moins d'indications contraires; ***/*texte*/*** : commentaire n'apparaissant pas à l'interviewer*/

/*Section B. CO-PARENTING*/

Q_5 Which of the following best describes your current family situation?

- 1=Nuclear or intact family (all children are yours AND your spouse's)
- 2=Reconstituted family with children from a previous union AND children from the current union
- 3=Reconstituted family with children from a previous union WITHOUT children from the current union
- 4=Single parent family
- 9=*I don't know/I prefer not to answer

/*Note SI Q5=1 (FAMILLE NUCLÉAIRE)*/

Q_sicaTXT6a
->>TXT6b
Q_TXT6a

si q#5=1->TXT6a

For the next questions, we want to talk about ((g **co-parenting**)), that is, how both parents share parental responsibilities, plan, educate and care for their child's care, education, leisure activities, etc., together. The term "co-parent" refers to the other parent of your children.

2=*Continue

->>7

/*PASSER À LA QUESTION 7*/

/*Note SI Q5=2,3,4,9 (AUTRE TYPE DE FAMILLE OU NON PRÉCISÉ)*/

Q_TXT6b

For the next questions, we want to talk about ((g **co-parenting**)), that is, how two people share parental responsibilities, plan, educate and care for their child's care, education, leisure activities, etc. together.

Depending on your situation, you may have a co-parenting relationship with different people. In answering the next questions, please think about the person with whom this relationship is ((g **most significant.**)) These questions will refer to "your co-parent" as that person.

2=*Continue

/*Légende

texte : Texte non lu, apparaît à l'interviewer; ... : Endroit de lecture des choix de réponses dans le texte de question; -> ou ->> : signifie : passez à la question...; **1=, 1=** : Question à choix multiples; **1=, 2=** : Une seule réponse, à moins d'indications contraires; **/*texte*/** : commentaire n'apparaissant pas à l'interviewer*/

/*PASSER À LA QUESTION 6*/

/* La Q6 est posée aux AUTRES TYPES DE FAMILLE OU NON PRÉCISÉ*/

Q_6 Who is the person with whom you have this significant co-parenting relationship and to whom you will refer for the purposes of our questionnaire?

1=The other biological or adoptive parent of your children
2=Your current partner who is not the parent of your children
90=<specify>Other (Please specify in the box below)
97=No co-parental relationship->calPROV/*sociodémographiques*/
99=I don't know/I prefer not to answer

/* Tous répondent*/

Q_7 How important is it for you to team up with your co-parent to take care of your children?

4=Very important
3=Somewhat important
2=Not very important
1=Not important at all
9=I don't know/I prefer not to answer

/*Note Afficher les thèmes : à programmer*/

/*Note Rotation des thèmes (8a-8b) (8c-8f) (8g-8k) (8l-8n) : à programmer*/

Q_inpermut permutation bloc8=q#8a, q#8c, q#8g, q#8l (après=q#calbidon)

/*The communication between parents*/

Q_8a Here are some things that pertain to your relationship with your co-parent as it relates to your children. For each, please indicate how well they fit your situation.

You feel free to express your views to your co-parent

*format matriciel

*bandeau=La communication entre parents

<<5=Totally agree
4=Somewhat agree
3=Neither agree nor disagree
2=Somewhat disagree
1=Totally disagree
9=I don't know/I prefer not to answer>>

Q_8b You feel listened to by your co-parent

*format matriciel

Q_inder8a suivant de q#8a dans bloc8

/*Légende

texte : Texte non lu, apparaît à l'interviewer; ... : Endroit de lecture des choix de réponses dans le texte de question; -> ou ->> : signifie : passez à la question...; **1=, 1=** : Question à choix multiples; **1=, 2=** : Une seule réponse, à moins d'indications contraires; **/*texte*/** : commentaire n'apparaissant pas à l'interviewer*/

/*The division of labour*/

Q_8c Here are some things that pertain to your relationship with your co-parent as it relates to your children. For each, please indicate how well they fit your situation.

The division of child-related tasks between you and your co-parent is fair

*format matriciel

*bandeau=Le partage des tâches

<<5=Totally agree

4=Somewhat agree

3=Neither agree nor disagree

2=Somewhat disagree

1=Totally disagree

9=*I don't know/I prefer not to answer>>

Q_8d You offer your help when your co-parent seems overwhelmed with tasks

*format matriciel

Q_8e Your co-parent offers to help you when you're overwhelmed with tasks

*format matriciel

Q_8f The division of tasks between you and your co-parent ensures that you have time to yourself

*format matriciel

Q_indern8c

suitant de q#8c dans bloc8

/*The recognition of the other*/

Q_8g Here are some things that pertain to your relationship with your co-parent as it relates to your children. For each, please indicate how well they fit your situation.

You feel respected by your co-parent

*format matriciel

*bandeau=La reconnaissance de l'autre

<<5=Totally agree

4=Somewhat agree

3=Neither agree nor disagree

2=Somewhat disagree

1=Totally disagree

9=*I don't know/I prefer not to answer>>

Q_8h You feel recognized in your role as a parent by your co-parent

*format matriciel

Q_8i You are comfortable expressing your opinion to your co-parent

*format matriciel

/*Légende

texte : Texte non lu, apparaît à l'interviewer; ... : Endroit de lecture des choix de réponses dans le texte de question; -> ou ->> : signifie : passez à la question...; **1=, 1=** : Question à choix multiples; **1=, 2=** : Une seule réponse, à moins d'indications contraires; **/**texte**/** : commentaire n'apparaissant pas à l'interviewer*/

Q_8j Your co-parent recognizes the complementarity of your strengths with his/hers
*format matriciel
Q_8k You trust your co-parent when it comes to child rearing
*format matriciel
Q_ndern8g suivant de q#8g dans bloc8

/* Parental coherence*/

Q_8l Here are some things that pertain to your relationship with your co-parent as it relates to your children. For each, please indicate how well they fit your situation.

Your co-parent consults with you on all important decisions concerning your children

*format matriciel

*bandeau=La cohérence parentale

<<5= Totally agree

4=Somewhat agree

3=Neither agree nor disagree

2=Somewhat disagree

1= Totally disagree

9=*I don't know/I prefer not to answer>>

Q_8m Your co-parent recognizes that there may be grey areas when it comes to parenting and gives you some leeway in this regard

*format matriciel

Q_8n You and your co-parent are able to agree on mutually satisfactory solutions when disputes or arguments about your children arise

*format matriciel

Q_ndern8l suivant de q#8l dans bloc8

Q_sicalbidon si langue=F->9a
->>9a

/*Légende

texte : Texte non lu, apparaît à l'interviewer; ... : Endroit de lecture des choix de réponses dans le texte de question; -> ou ->> : signifie : passez à la question...; **1=, 1=** : Question à choix multiples; **1=, 2=** : Une seule réponse, à moins d'indications contraires; **/**texte**/** : commentaire n'apparaissant pas à l'interviewer*/

- Q_9a Please indicate your level of agreement with the following statements.
It is important to you that your children receive the same message from both parents
*format matriciel
<<5= Totally agree
4= Somewhat agree
3= Neither agree nor disagree
2= Somewhat disagree
1= Totally disagree
9= *I don't know/I prefer not to answer>>
- Q_9b It's important for you that your children feel free to love both their parents
*format matriciel
- Q_9c It is important for you that your children have the same level of trust with both parents
*format matriciel
- Q_9d It is important for you that your children feel that both parents are in agreement with each other
*format matriciel
- Q_9e It is important for you that your children feel that both parents have equal time for them
*format matriciel
- Q_10 How would you say that you personally benefit from family-work balance conditions that promote teamwork with your co-parent?
5=A lot
4=Somewhat
3=Average
2=Not very much
1=Not at all
9=*I don't know/I prefer not to answer

/*Légende

texte : Texte non lu, apparaît à l'interviewer; ... : Endroit de lecture des choix de réponses dans le texte de question; -> ou ->> : signifie : passez à la question...; **1=, 1=** : Question à choix multiples; **1=, 2=** : Une seule réponse, à moins d'indications contraires; ***/*texte*/*** : commentaire n'apparaissant pas à l'interviewer*/

- Q_11a Please indicate your level of agreement with the following statements regarding co-parenting.
- The laws, regulations, public policies and norms of Quebec society value the role of both fathers and mothers equally
- *format matriciel
- <<5=Totally agree
4=Somewhat agree
3=Neither agree nor disagree
2=Somewhat disagree
1=Totally disagree
7=*Does not apply
9=*I don't know/I prefer not to answer>>
- Q_11b Your employer values the role of fathers as much as he/she does the role of mothers
- *format matriciel
- Q_11c Your children's educators or teachers value the role of fathers as much as they do the role of mothers
- *format matriciel
- Q_11d The health care professionals that you call upon for your children value the role of fathers as much as they do the role of mothers
- *format matriciel
- Q_11e Workers in community family support services (family centres, perinatal resource centres, daycare centres, etc.) value the role of fathers as much as they do the role of mothers
- *format matriciel

/*Légende

texte : Texte non lu, apparaît à l'interviewer; ... : Endroit de lecture des choix de réponses dans le texte de question; -> ou ->> : signifie : passez à la question...; **1=, 1=** : Question à choix multiples; **1=, 2=** : Une seule réponse, à moins d'indications contraires; ***/*texte*/*** : commentaire n'apparaissant pas à l'interviewer*/

Q_12a How important is it to you that the role of mothers and fathers be valued equally by...?

*format matriciel

The laws, regulations, public policies and norms of Quebec society

<<4=Very important
3=Somewhat important
2=Not very important
1=Not important at all
9=*I don't know/I prefer not to answer>>

Q_12b

*format matriciel

Employers

Q_12c

*format matriciel

Educators and teachers

Q_12d

*format matriciel

Healthcare professionals

Q_12e

*format matriciel

Community family support services workers (family homes, perinatal resource centres, daycare centres, etc.)

/*Section C. THE IMPACT OF THE COVID-19 SITUATION*/

Q_13

To what extent has the current situation related to COVID-19 and the confinement measures had an impact on the way you exercise your co-parenting, that is, the teamwork you do with your co-parent?

5=A lot
4=Somewhat
3=Average
2=Not very much
1=Not at all->16a
9=*I don't know/I prefer not to answer->16a

/*Note

Si choix « pas du tout » ou non-réponse : aller à Q16*/

Q_14

*exclusif=14,14nsp

In a few words, could you describe how COVID-19 has changed the way you exercise co-parenting?

<<
<<_____>>
99=*I don't know/I prefer not to answer*suf nsp>>

/*Légende

texte : Texte non lu, apparaît à l'interviewer; ... : Endroit de lecture des choix de réponses dans le texte de question; -> ou ->> : signifie : passez à la question...; **1=, 1=** : Question à choix multiples; **1=, 2=** : Une seule réponse, à moins d'indications contraires; **/*texte*/** : commentaire n'apparaissant pas à l'interviewer*/

Q_15 Is the impact of COVID-19 on your co-parenting generally positive, negative or neither/nor?
5=Very positive
4=Positive
3=Neither positive nor negative
2=Negative
1=Very negative
9=*I don't know/I prefer not to answer

/*Note **Tous répondent*/**

Q_16a Please indicate whether the current situation (related to COVID-19) is bringing about a negative change, a positive change or no change...

In how you perceive your own role as a mother or father
*format matriciel
<<3=Positive change
2=No change
1=Negative change
9=*I don't know/I prefer not to answer/Does not apply>>

Q_16b In the way you perceive the role of your co-parent

*format matriciel

Q_16c In your relationship with your children

*format matriciel

Q_16d In the time spent with your children

*format matriciel

Q_16e In your understanding of your children's needs

*format matriciel

Q_16f In your communication with your co-parent

*format matriciel

Q_16g In your ability to empathize, to understand how your co-parent is feeling

*format matriciel

Q_16h In the sharing of child-related tasks

*format matriciel

Q_16i In sharing the mental burden of your role as a mother or father

*format matriciel

Q_16j In the way you are supported by the professionals and caregivers involved with your children

*format matriciel

Q_16k In the way you are supported by your employer

*format matriciel

/*Légende

texte : Texte non lu, apparaît à l'interviewer; ... : Endroit de lecture des choix de réponses dans le texte de question; -> ou ->> : signifie : passez à la question...; **1=, 1=** : Question à choix multiples; **1=, 2=** : Une seule réponse, à moins d'indications contraires; **/**texte**/** : commentaire n'apparaissant pas à l'interviewer*/

/*Note

Q_sical17

->>17

Prévoir un filtre sur « aucun changement » à toute la série Q16*/

si (q#16a=2,9 et q#16b=2,9 et q#16c=2,9 et q#16d=2,9 et q#16e=2,9 et q#16f=2,9 et q#16g=2,9 et q#16h=2,9 et q#16i=2,9 et q#16j=2,9 et q#16k=2,9)->18

Q_17

Do you think the changes you see in the way you exercise co-parenting will be lasting or temporary?

1=Lasting

2=Temporary

3=A mixture of both

9=*I don't know/I prefer not to answer

Q_18

After the crisis, how will your expectations change regarding the social conditions or available resources (laws, regulations, employers, educators, health professionals, community services, etc.) to help you in your co-parenting (teamwork between parents)?

*rotation symétrique

1=Your expectations will be lower

2=They will remain the same as before the crisis

3=Your expectations will be higher

9=*I don't know/I prefer not to answer

Q_19a

Since the beginning of the confinement, on a personal level, how often have you felt...?

*format matriciel

Nervous

<<

1=Never

2=Rarely

3=Sometimes

4=Most of the time

5=All the time

9=*I don't know/I prefer not to answer>>

Q_19b

*format matriciel

Desperate

Q_19c

*format matriciel

Agitated or unable to hold still

Q_19d

*format matriciel

So depressed that nothing can make you smile anymore

Q_19e

*format matriciel

So tired that everything was an effort

Q_19f

*format matriciel

Good for nothing

/*Légende

texte : Texte non lu, apparaît à l'interviewer; ... : Endroit de lecture des choix de réponses dans le texte de question; -> ou ->> : signifie : passez à la question...; **1=, 1=** : Question à choix multiples; **1=, 2=** : Une seule réponse, à moins d'indications contraires; **/**texte**/** : commentaire n'apparaissant pas à l'interviewer*/

/*Section D. CLASSIFICATION*/

/*Note Panel OR : passer à la question 22*/

Q_SicalPROV
->>REVENU

si strate=9->SE1

Q_SE1 The final questions are asked for the purpose of classifying your answers with those of other respondents.

How old are you?

- 1=18-24 years old
- 2=25-34 years old
- 3=35-44 years old
- 4=45-54 years old
- 5=55-64 years old
- 6=65+ years old
- 9=*I prefer not to answer

/* Nous remplaçons les 3 prochaines questions par celles que nous posons habituellement*/

Q_SE5 What is the highest diploma, certificate or degree that you ((g have)) o ((g completed))?

- 1=None
- 2=High school diploma or equivalent (D.E.S. diplôme d'études secondaires)
- 3=Vocational or trade school certificate or diploma (D.E.P. diplôme d'études professionnelles)
- 4=Community college or cegep certificate or diploma (other non-university certificate or diploma obtained from a cegep, community college, technical institute, etc.)
- 5=University certificate or diploma less than a bachelor's degree
- 6=Bachelor's degree (ex.: B.A., B.Sc., LL.B.)
- 7=University certificate or diploma greater than a bachelor's degree
- 8=Master's degree (ex.: M.A., M.Sc., M.Ed.)
- 9=Medical diploma, in dentistry, in veterinary medicine or in optometry (M.D., D.D.S., D.M.D., D.M.V., O.D.)
- 10=Doctoral degree obtained (ex.: Ph.D., D.Sc., D.Ed.)
- 90=<préciser>Other (Please specify in the space below)
- 99=*I prefer not to answer

/*Légende

texte : Texte non lu, apparaît à l'interviewer; ... : Endroit de lecture des choix de réponses dans le texte de question; -> ou ->> : signifie : passez à la question...; **1=, 1=** : Question à choix multiples; **1=, 2=** : Une seule réponse, à moins d'indications contraires; **/**texte**/** : commentaire n'apparaissant pas à l'interviewer*/

Q_REVENU Which of the following categories best reflects the total pre-tax INCOME of all members of your household for the year 2019?

- 1=Less than \$19,999
- 2=From \$20,000 to \$39,999
- 3=From \$40,000 to \$59,999
- 4=From \$60,000 to \$79,999
- 5=From \$80,000 to \$99,999
- 6=From \$100,000 to \$149,999
- 7=More than \$150,000
- 9=*I prefer not to answer

Q_SicalPROV2 si strate=9->SE11p1
->>22

Q_SE11p1 What is the language you first learned at home as a child and still understand (mother tongue)?

If you have more than one mother tongue, check all that apply.

*choix multiples
*choixminmax=1,5
*selectif=99

- 1=English
- 2=French
- 3=German
- 4=Arabic
- 5=Armenian
- 6=Chinese
- 7=Creole
- 8=Spanish
- 9=Greek
- 10=Italian
- 11=Indo-Iranian
- 12=Hungarian
- 13=Polish
- 14=Portuguese
- 15=Dutch
- 16=Romanian
- 17=Russian
- 18=Tagalog
- 19=Ukrainian
- 20=Vietnamese
- 21=Yiddish
- 90=<specify>Other (Please specify in the space below)
- 99=*I prefer not to answer

/*Légende

texte : Texte non lu, apparaît à l'interviewer; ... : Endroit de lecture des choix de réponses dans le texte de question; -> ou ->> : signifie : passez à la question...; **1=, 1=** : Question à choix multiples; **1=, 2=** : Une seule réponse, à moins d'indications contraires; ***/*texte*/*** : commentaire n'apparaissant pas à l'interviewer*/

/*

Tous*/

Q_22

What is your current main occupation?

- 1=Professional
- 2=Executive, manager or administrator
- 3=Technician
- 4=Office Employee
- 5=Sales staff
- 6=Service staff
- 7=Skilled worker
- 8=Non-specialized worker
- 9=Student
- 10=Homemaker
- 11=Unemployed
- 12=Retired
- 13=On parental leave
- 99=*I prefer not to answer

Q_23

Where were you born?

- 1=In Quebec->25
- 2=In another Canadian province or territory
- 3=Elsewhere in the world
- 9=*I prefer not to answer->25

Q_24

How long have you lived in Quebec?

- 1=For less than a year
- 2=1 to 3 years
- 3=4 to 5 years
- 4=6 to 10 years
- 5=11 to 20 years
- 6=Over 20 years
- 9=I prefer not to answer

Q_25

Were your parents born in Canada?

- 1=Yes, one parent
- 2=Yes, both parents
- 3=No
- 9=*I prefer not to answer

/*Légende

texte : Texte non lu, apparaît à l'interviewer; ... : Endroit de lecture des choix de réponses dans le texte de question; -> ou ->> : signifie : passez à la question...; **1=, 1=** : Question à choix multiples; **1=, 2=** : Une seule réponse, à moins d'indications contraires; **/*texte*/** : commentaire n'apparaissant pas à l'interviewer*/

/*Note

POSER Q26 SI Q23=2,3 (NÉ À L'EXTÉRIEUR DU QUÉBEC) OU SI Q25=1,3 (IMMIGRANT 2E GÉNÉRATION)*/

Q_sical26
->>cal27a

si q#23=2,3 ou q#25=1,3->26

Q_26

Which of the following cultural communities do you identify with ((g **most today**))?

- 1=Quebecers
- 2=Canadian
- 3=American
- 4=European
- 5=Middle Eastern
- 6=Maghreb
- 7=Asian
- 8=Sub-Saharan (African)
- 9=Latin, Central and South America
- 10=Caribbean
- 11=Oceanian
- 12=Aboriginal
- 13=Other
- 99=*I prefer not to answer

/*Note

SI Q5=1,2,3 (FAMILLE NUCLÉAIRE OU RECOMPOSÉE)*/

Q_sical27a
->>27b

si q#5=1,2,3->27a

Q_27a

Your current partner is...

- 1=A man
- 2=A woman
- 9=*I prefer not to answer

->>28

/*Note

SI Q5=4,9 (FAMILLE MONOPARENTALE OU AUTRE)*/

Q_27b

Do you have a spouse?

- 1=Yes, a male spouse
- 2=Yes, a female spouse
- 3=No
- 9=*I prefer not to answer

Q_28

What is your child custody status?

- 1=With you full-time
- 2=With you part-time
- 3=Shared custody
- 4=A combination of these choices
- 9=*I prefer not to answer

/*Légende

texte : Texte non lu, apparaît à l'interviewer; ... : Endroit de lecture des choix de réponses dans le texte de question; -> ou ->> : signifie : passez à la question...; **1=, 1=** : Question à choix multiples; **1=, 2=** : Une seule réponse, à moins d'indications contraires; **/*texte*/** : commentaire n'apparaissant pas à l'interviewer*/

/*Note	Panel Or : passer à la question 29a*/
Q_sicalCP ->>29a	si strate=9->IDCP
Q_IDCP *facultatif *codepostal	Please enter the first 3 characters of your postal code <<_____ [ex. : G1G]>>
Q_RMR	In what region do you live? 1=In the greater Quebec City area (North Shore and South Shore) 2=In the greater Montreal area (Montreal island, North Shore and South Shore) 3=Elsewhere in Quebec
Q_29a	Do you know or have you heard of the following organizations? Regroupement pour la Valorisation de la Paternité
*format matriciel	<<1=Yes 2=No 9=*I prefer not to answer>>
Q_29b *format matriciel	Observatoire des tout-petits
Q_29c *format matriciel	Naître et grandir
/*Q_ADM	Région administrative (précodée) 1=Bas-Saint-Laurent 2=Saguenay-Lac-Saint-Jean 3=Capitale-Nationale 4=Mauricie 5=Estrie 6=Montréal 7=Outaouais 8=Abitibi-Témiscamingue 9=Côte-Nord 10=Nord-du-Québec 11=Gaspésie-Îles-de-la-Madeleine 12=Chaudière-Appalaches 13=Laval 14=Lanaudière 15=Laurentides 16=Montérégie 17=Centre-du-Québec
*/	
Q_FINQUOTA	The number of respondents with your profile has been reached. Thank you for your collaboration!

/*Légende

texte : Texte non lu, apparaît à l'interviewer; ... : Endroit de lecture des choix de réponses dans le texte de question; -> ou ->> : signifie : passez à la question...; **1=, 1=** : Question à choix multiples; **1=, 2=** : Une seule réponse, à moins d'indications contraires; **/*texte*/** : commentaire n'apparaissant pas à l'interviewer*/

***Informations

PROJET=COPARENTNBK
FICHER=ACOPARENTNBK
RESEAU=\\10.3.0.15\SERVEUR1\P20205NBK\
SITEEXT=clients3.som.ca
PAGES=C:\Users\jgagne\Documents\P20205WEB\pw20205web\
IMAGES=C:\Users\jgagne\Documents\P20205WEB\IMG\
Modeles=C:\Users\jgagne\Documents\P20205WEB\Modeles20205\
DEBUT=SEXE
EFFACER=Oui
EMAIL=pw20205web@web.som.ca
ESPACE=3,80
NOQUESTION=Non
PROGRESSION=Oui
TYPESONDAGE=1/*Mettre 2 si sondage sans mp*/
MOTDEPASSE=MP
REPMULT=Non
INTERROMPRE=Oui
DUREE=5
PRECEDENT=Oui
TITRE=SOM
TESTESTRATE=NON
QUOTA1=PROFIL1
QUOTA2=PROFIL2
QUOTA3=PROFIL3
QUOTA4=PROFIL4
SIQUOTA4=Oui
ARGUMENTS=(l,LVAL),(r,RVAL),(s,SVAL)

/*Légende

texte : Texte non lu, apparaît à l'interviewer; **...** : Endroit de lecture des choix de réponses dans le texte de question; **->** ou **->>** : signifie : passez à la question...; **1=, 1=** : Question à choix multiples; **1=, 2=** : Une seule réponse, à moins d'indications contraires; **/*texte*/** : commentaire n'apparaissant pas à l'interviewer*/