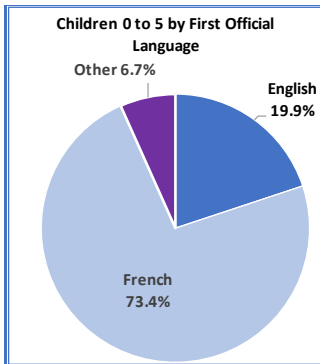
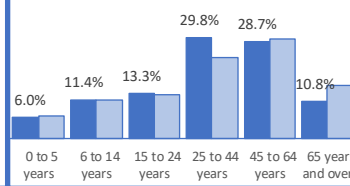


Children 0 to 5 and their Parents RTS de Laval, 2016



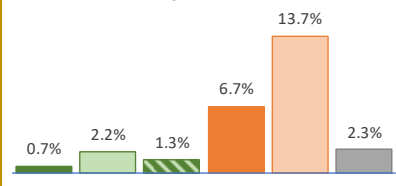
Children 0 to 5

Population by Age Group

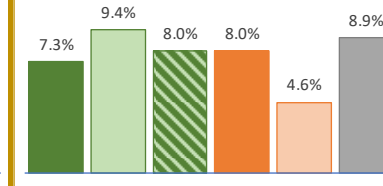


Parents with at Least One Child Aged 0 to 5

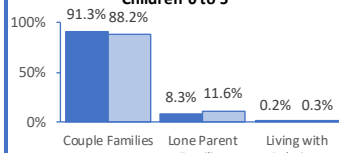
Parents Aged 15 to 24 Years



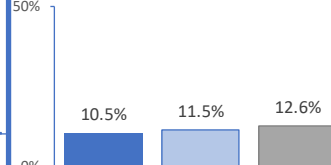
Parents Aged 45 Years and Over



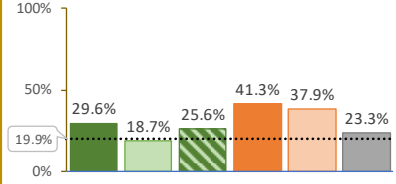
Household Living Arrangements of Children 0 to 5



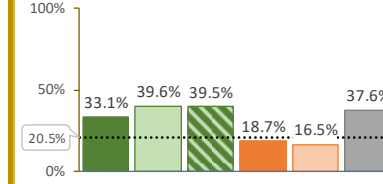
Children 0 to 5 Living Below LICO



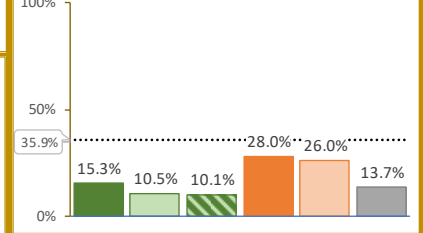
High School Diploma at Most



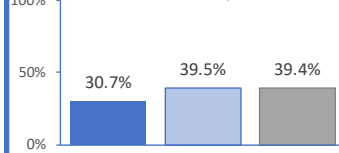
University BA or Higher



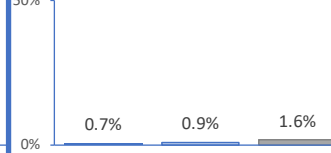
Out of the Labour Force



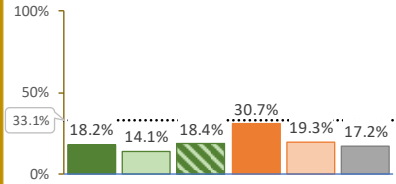
Children 0 to 5 who were Members of a Visible Minority



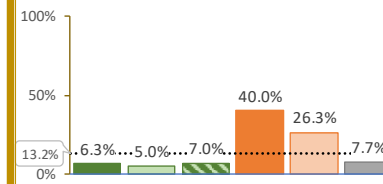
Children 0 to 5 who had Immigrated within the Previous Year



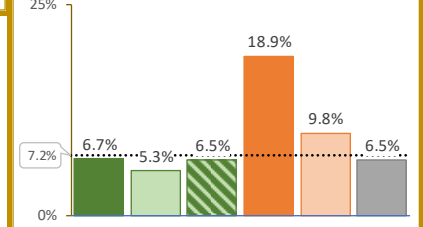
Income Below \$20,000



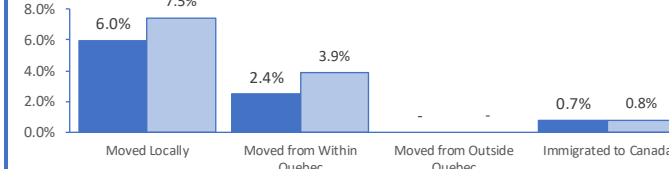
Living Below LICO



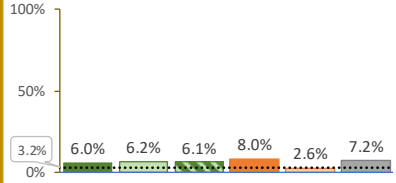
Unemployment Rate



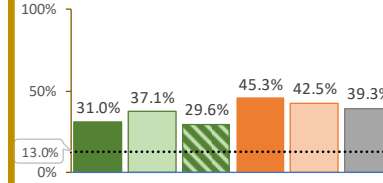
Recent Mobility (1 Year) Among Children 0 to 5



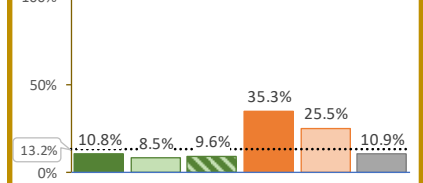
Recent Immigrants (2011-2016)



Member of a Visible Minority



Visible Minority Living Below LICO



Children Aged 0 to 5	English Speakers		French Speakers	
	Number	Percent	Number	Percent
Children Aged 0 to 5	5,470	100.0%	20,170	100.0%
Living in a Couple Family	4,995	91.3%	17,780	88.2%
In Lone Parent Families	455	8.3%	2,330	11.6%
Living with Relatives	-	-	65	0.3%
Living Below LICO	575	10.5%	2,310	11.5%
Living in a Couple Family Below LICO	375	7.5%	1,575	8.9%
In a Lone Parent Family Living Below LICO	200	44.0%	720	30.9%
Visible Minority	1,680	30.7%	7,960	39.5%
Aboriginal Identity	-	-	175	0.9%

■ In an English Couple
 ■ In a French Couple
 ■ In an English & French Couple
 ■ English Single Parent
 ■ French Single Parent
 ■ All Parents with Children 0 to 5
 Provincial Average for the Total Population Aged 15+

Parents with at Least One Child Aged 0 to 5	Total Number	Young Parents (15-24)	Older Parents (45+)	Low Education	High Education	Out of Labour Force	Unemployed	Earning Less Than \$20k	Living Below LICO	Recent Immigrants (2011-2016)	Visible Minority
All Parents with Children 0 to 5	38,990	910	3,710	9,070	14,660	5,335	2,200	6,710	2,995	2,825	15,340
In an English Couple	5,830	40	450	1,725	1,930	890	330	1,060	370	350	1,805
In a French Couple	21,305	460	2,165	3,975	8,440	2,235	1,010	3,005	1,065	1,320	7,895
In an English-French Couple	2,635	35	220	675	1,040	265	155	485	185	160	780
English Single Parent	375	25	30	155	70	105	50	115	150	30	170
French Single Parent	1,940	265	90	735	320	505	140	375	510	50	825
All Other Parents of Children 0 to 5	6,910	95	745	1,820	2,860	1,335	515	1,675	725	930	3,855

Source: JPocock Research Consulting, 2016 Census, Statistics Canada. Population in private households - 25% sample. The linguistic concept is First Official Language Spoken with multiple responses distributed equally.