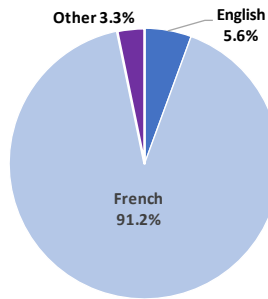


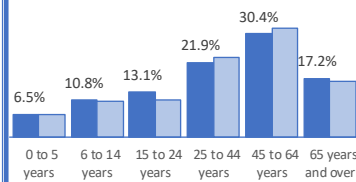
## Children 0 to 5 and their Parents RTS de la Côte-Nord, 2016

Children 0 to 5 by First Official Language



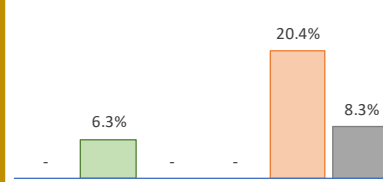
Children 0 to 5

Population by Age Group

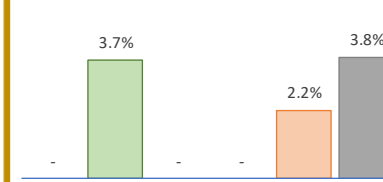


Parents with at Least One Child Aged 0 to 5

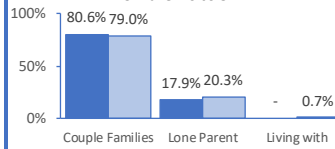
Parents Aged 15 to 24 Years



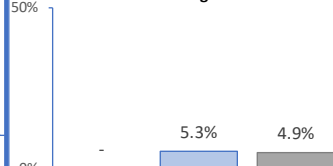
Parents Aged 45 Years and Over



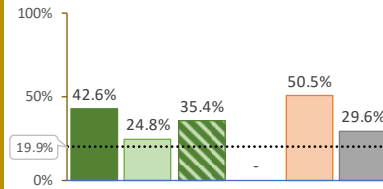
Household Living Arrangements of Children 0 to 5



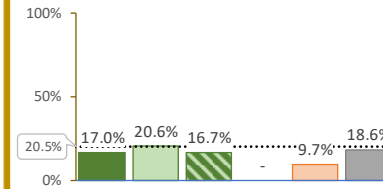
Children 0 to 5 Living Below LICO



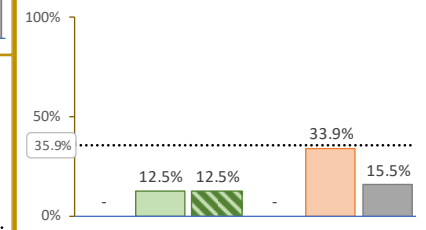
High School Diploma at Most



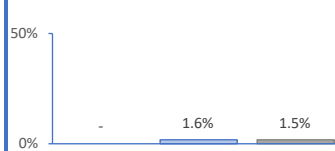
University BA or Higher



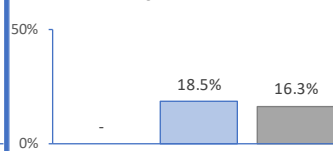
Out of the Labour Force



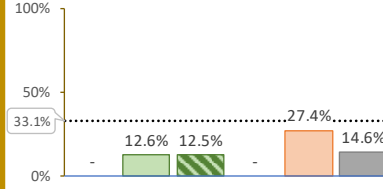
Children 0 to 5 in Couple Families Living Below LICO



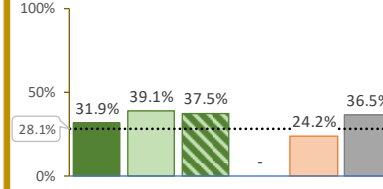
Children 0 to 5 in Lone Parent Families Living Below LICO



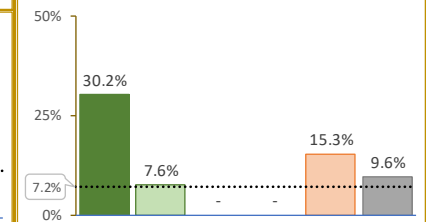
Income Below \$20,000



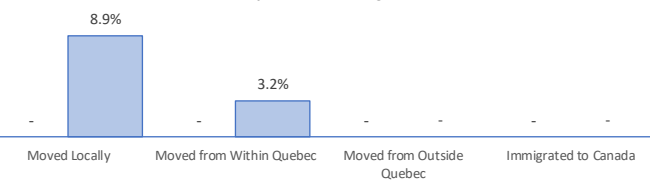
Earning \$50,000 and Over



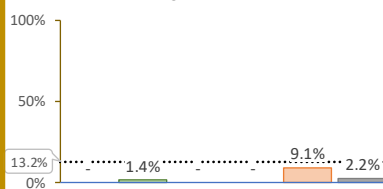
Unemployment Rate



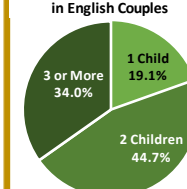
Recent Mobility (1 Year) Among Children 0 to 5



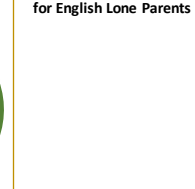
Living Below LICO



Number of Children 0 to 5 in English Couples



Number of Children 0 to 5 for English Lone Parents



Parents with 3 or more Children who were Living Below LICO



Children Aged 0 to 5

	English Speakers		French Speakers	
	Number	Percent	Number	Percent

Children Aged 0 to 5	335	100.0%	5,465	100.0%
Living in a Couple Family	270	80.6%	4,315	79.0%
In Lone Parent Families	60	17.9%	1,110	20.3%
Living with Relatives	-	-	40	0.7%
Living Below LICO	-	-	290	5.3%
Living in a Couple Family Below LICO	-	-	85	2.0%
In a Lone Parent Family Living Below LICO	-	-	205	18.5%
Visible Minority	-	-	115	2.1%
Aboriginal Identity	100	29.9%	1,200	22.0%

■ In an English Couple ■ In a French Couple ■ In an English & French Couple ■ English Single Parent ■ French Single Parent ■ All Parents with Children 0 to 5  
..... Provincial Average for the Total Population Aged 15+

Parents with at Least One Child Aged 0 to 5	Total Number	Young Parents (15-24)	Older Parents (45+)	Low Education	High Education	Out of Labour Force	Un-employed	Earning Less Than 20k	Living Below LICO	With 3 or More Children	Recent Migrants (2011-2016)
All Parents with Children 0 to 5	7,820	650	340	2,315	1,455	1,215	635	1,145	175	1,980	1,370
In an English Couple	235	-	-	100	40	25	65	-	-	80	45
In an French Couple	6,155	385	250	1,525	1,265	770	410	775	85	1,565	1,120
In an English-French Couple	240	-	-	85	40	30	25	30	-	50	40
English Single Parent	45	-	-	-	-	-	-	-	-	-	-
French Single Parent	930	190	40	470	90	315	95	255	85	190	110
All Other Parents of Children 0 to 5	210	35	-	115	-	65	35	55	-	85	45

Source: JPocock Research Consulting, 2016 Census, Statistics Canada. Population in private households - 25% sample. The linguistic concept is First Official Language Spoken with multiple responses distributed equally.