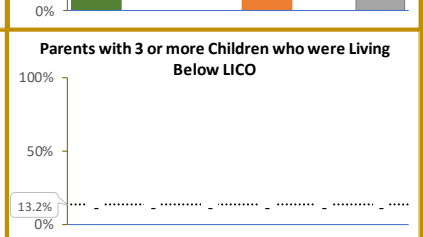
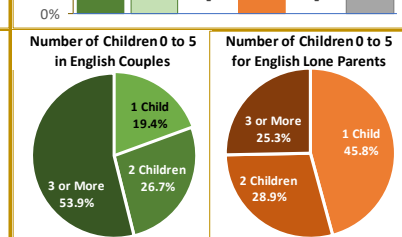

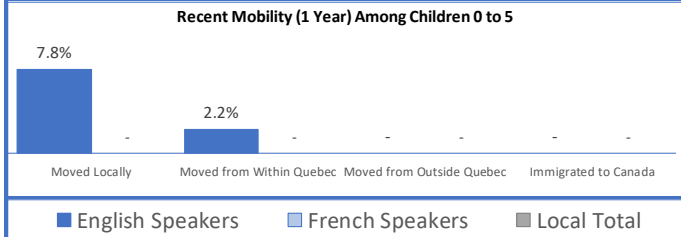
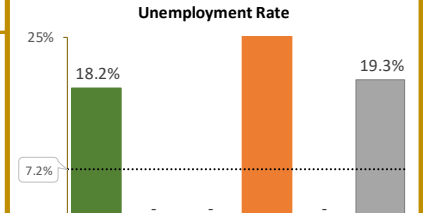
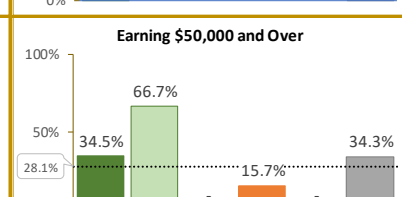
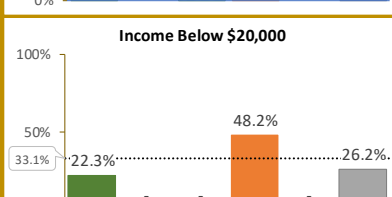
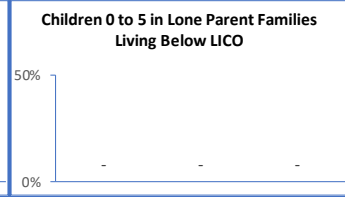
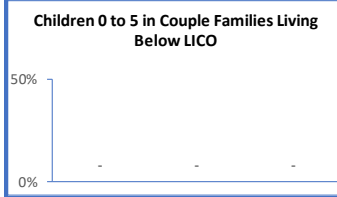
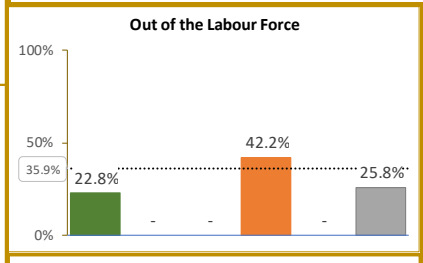
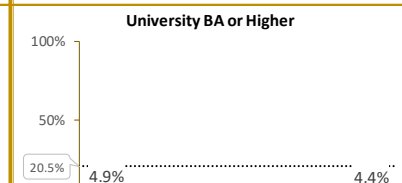
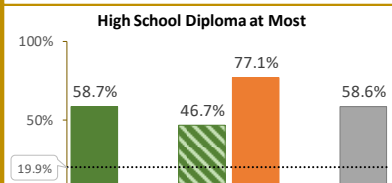
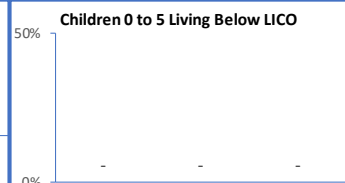
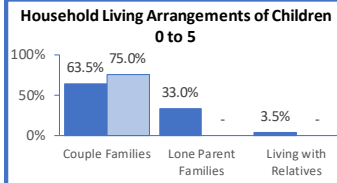
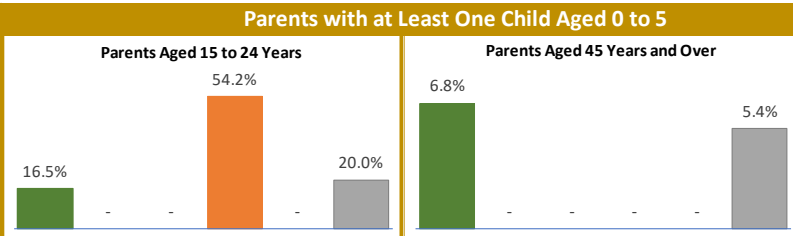
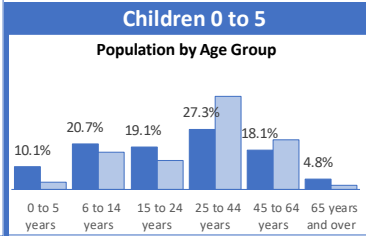
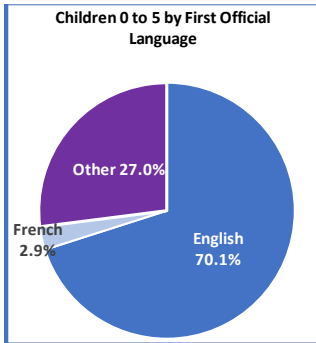


Children 0 to 5 and their Parents RTS des Terres-Cries-de-la-Baie-James, 2016

CHSSN

Community Health
And Social Services Network
Réseau communautaire de santé
et de services sociaux



Children Aged 0 to 5	English Speakers		French Speakers	
	Number	Percent	Number	Percent
Children Aged 0 to 5	1,440	100.0%	65	100.0%
Living in a Couple Family	915	63.5%	45	69.2%
In Lone Parent Families	475	33.0%	-	-
Living with Relatives	50	3.5%	-	-
Living Below LICO	-	-	-	-
Living in a Couple Family Below LICO	-	-	-	-
In a Lone Parent Family Living Below LICO	-	-	-	-
Visible Minority	-	-	-	-
Aboriginal Identity	1,400	97.2%	30	46.2%

Parents with at Least One Child Aged 0 to 5	Total Number	Young Parents (15-24)	Older Parents (45+)	Low Education	High Education	Out of Labour Force	Un-employed	Earning Less Than 20k	Living Below LICO	With 3 or More Children	Recent Migrants (2011-2016)
All Parents with Children 0 to 5	2,405	480	150	1,410	105	620	345	630	-	1,270	245
In an English Couple	1,030	170	80	605	50	235	145	230	-	555	120
In an French Couple	45	-	-	-	25	-	-	-	-	-	-
In an English-French Couple	75	-	-	35	-	-	-	-	-	30	-
English Single Parent	415	225	-	320	-	175	60	200	-	105	-
French Single Parent	-	-	-	-	-	-	-	-	-	-	-
All Other Parents of Children 0 to 5	840	80	45	435	-	190	120	165	-	555	80

Source: JPocock Research Consulting, 2016 Census, Statistics Canada. Population in private households - 25% sample. The linguistic concept is First Official Language Spoken with multiple responses distributed equally.