

**DEMOGRAPHIC PROFILES  
OF QUÉBEC'S ENGLISH-SPEAKING COMMUNITIES  
REGION OF GASPÉSIE—ÎLES-DE-LA-MADELEINE AND  
MRC LA CÔTE-DE-GASPÉ**

**BASED ON THE 2021 CENSUS OF CANADA**

**BASELINE DATA REPORT SERIES 2022-2023**

**PRODUCED BY DR. JOANNE POCOCK FOR THE  
COMMUNITY HEALTH AND SOCIAL SERVICES NETWORK**



## Contents

Contents.....	2
Introduction .....	3
About the 2022-2023 Report Series.....	3
Baseline Data Report Series.....	3
Methodological Notes.....	4
Data Source .....	4
Linguistic definitions.....	5
Geographic Regions.....	5
Demographic and Socio-economic Characteristics .....	5
Statistics Canada Definitions.....	6
Map of the Territory .....	7
Series of Tables – Demographic Characteristics.....	8
Demographic Size.....	9
Table 1 - Population Size .....	9
Age Structure.....	11
Table 2 - Age Structure of the Population.....	11
Income .....	14
Table 3 - Income .....	14
Household Living Arrangements.....	17
Table 4 - Population by Household Living Arrangements.....	17
Low-Income Cut-off .....	21
Table 5 - Population Living Below LICO, Within Age Groups.....	21
Table 6 - Population Living Below LICO, by Household Living Arrangements .....	23
Highest Educational Attainment.....	25
Table 7 - Highest Educational Certification, for Selected Age Groups.....	26
Labour Force Activity .....	33
Table 8 - Labour Force Activity .....	33
Appendix A – English speakers and French speakers by region and MRC or equivalent territories, 2021.....	36
Appendix B – Baseline Data Report Series.....	37
Sources and References .....	38

## Introduction

### ***About the 2022-2023 Report Series***

This volume of the Baseline Data Report (BDR) series presents demographic characteristics of the English-speaking population residing in the areas covered by the organizations participating in the *Networking and Partnership Initiative* (NPI)<sup>1</sup>. The information presented is drawn from the 2021 Census of Canada and organized by province, region and MRC or their equivalent territories (see section below for regional definitions). The selection of characteristics is guided by their importance as determinants of the health status and vitality of Québec's official language minority community.

### ***Baseline Data Report Series***

The Baseline Data Report Series is intended to serve as a resource for NPI sponsor organizations and their health and social service partners (e.g. CISSS/CIUSSS) to better understand the demographic factors, health determinants and language barriers affecting the English-speaking population in their region.

A listing of the full series of BDRs from 2003 along with the data source for each volume is presented in Appendix "B".

### **Determinants of Health**

National governments and health organizations around the world have identified a broad range of social, economic and environmental factors that have been demonstrated to have a strong influence on the health of populations and individuals. The Public Health Agency of Canada outlines various determinants of health – some of which are social determinants – such as income and social status, social support networks, education, employment and working conditions, health services, physical and social environments, biology and genetic endowment, personal health practices and coping skills, healthy child development, gender and culture.<sup>2</sup>

### **Language Barriers**

Significant research has been conducted on the impact of language barriers on health, quality of healthcare and safety in recent years. In this approach, the study of linguistic differences between social actors in a health-related setting, such as language discordant encounters between patient and clinician who do not speak the same language, is prevalent. Studies include a focus upon the use of language production as a cue for social categorization and

---

<sup>1</sup> For further information on the CHSSN *Networking and Partnership Initiative* go to <https://chssn.org/projects/npi/>

<sup>2</sup> Public Health Agency of Canada. "What Determines Health?" [www.phac-aspc.gc.ca/ph-sp/determinants/index-eng.php](http://www.phac-aspc.gc.ca/ph-sp/determinants/index-eng.php) accessed February 2023.

impression formation which impacts the evaluation and treatment of individuals seeking health and social services.

### *Suggested Readings*

- Access Alliance Multicultural Health and Community. (2021). *Investing in Language Access to Optimize Health System Performance. A Review of the Literature.*  
[https://accessalliance.ca/wp-content/uploads/2021/06/Access\\_Alliance\\_Investing\\_in\\_Language\\_Access\\_to\\_Optimize\\_Health\\_System\\_Performance.pdf](https://accessalliance.ca/wp-content/uploads/2021/06/Access_Alliance_Investing_in_Language_Access_to_Optimize_Health_System_Performance.pdf)
- Bowen, S. (2015) for Société Santé en Français (SSF). *Impact of Language Barriers on Quality and Safety of Healthcare.* <http://santefrancais.ca/wp-content/uploads/SSF-Bowen-S.-Language-Barriers-Study-1.pdf>
- Denis, J.L., Potvin, L., Rochon, J. et al. (2020) “On redesigning public health in Québec: lessons learned from the pandemic”. *Canadian Journal of Public Health* 111, 912–920.  
<https://doi.org/10.17269/s41997-020-00419-x>
- Meuter, R., Gallois, C., Segalowitz, N., Ryder, A., & Hocking, J. (2015) “Overcoming language barriers in healthcare: A protocol for investigating safe and effective communication when patients and clinicians use a second language.” *BMC Health Services Research*. 15:371 published online 2015 Sept 10 doi:10.1186/s 12913-015-1024-8
- Raphael, D., Bryant, T., Mikkonen, J. and Raphael, A. (2020). *Social Determinants of Health: The Canadian Facts.* (2<sup>nd</sup> edition) / *Déterminants sociaux de la santé : les réalités canadiennes,* (2e édition). Oshawa: Ontario Tech University Faculty of Health Sciences and Toronto: York University School of Health Policy and Management.  
<https://thecanadianfacts.org/>
- Reaume, M., Batista, R., Talarico, R. ...et Tanuseputro, P. (2020) “The impact of hospital language on the rate of in-hospital harm. A retrospective cohort study of home care recipients in Ontario, Canada”. *BMC Health Services Research* 20, 340  
<https://doi.org/10.1186/s12913-020-05213-6>

## **Methodological Notes**

### **Data Source**

The information in this report is based on a series of tables developed by the Community Health and Social Services Network (CHSSN) based on data from the 2021 Census of Canada. The statistics are drawn from two different Statistics Canada data sources which vary according (1) to the definition of the population surveyed and (2) by the questionnaire that was administered.

The statistics for table 1 (Population Size) and table 2 (Age Structure) and the accompanying graphs are based on a 100% sample of Canadians including people in non-institutional collective dwellings. These individuals answered Statistics Canada's 2021 short form census questionnaire.

The statistics for all other tables and accompanying graphs are based on a 25% sample of Canadians living in private households. This sample excludes individuals in institutions and non-institutional collective dwellings. These individuals answered Statistics Canada's 2021 long form questionnaire.

The short form census questionnaire reaches a larger population, but the long form census is the primary source of exhaustive demographic data in Canada. Without the long form, the socio-demographic characteristics provided by tables 3 through 8 of this BDR report would not be attainable.

## **Linguistic definitions**

There are numerous linguistic definitions that are used to identify the English-speaking population in Québec. The choice of linguistic indicator depends largely on the issue being examined. This report uses the [First Official Language Spoken](#) (FOLS) definition with multiple responses proportionally distributed among declared languages since it best reflects the total English-speaking health service users in the province. First Official Language Spoken is derived from three Census questions: knowledge of official languages, mother tongue and home language. Dual responses are divided equally among English-speaking and French-speaking groups.

Other definitions include [Mother tongue](#) which refers to the first language learned at home in childhood and still understood. The [language most often spoken at home](#) is used to designate the home language. [Knowledge of official languages](#) indicates the official language in which a person can carry on a conversation. The [language used most often at work](#) indicates the language spoken most frequently at work.

## **Geographic Regions**

The 2022-2023 Baseline Data Report consists of a series of stand-alone documents which present key data for the MRC or equivalent territories in Québec in which there are at least 250 English-speaking residents.

## **Demographic and Socio-economic Characteristics**

The demographic and socio-economic variables addressed in the 2022-2023 BDR are:

- Population size
- Age structure
- Household living arrangements
- Income
- Low-income cut-off (LICO)

- Educational attainment
- Labour force activity

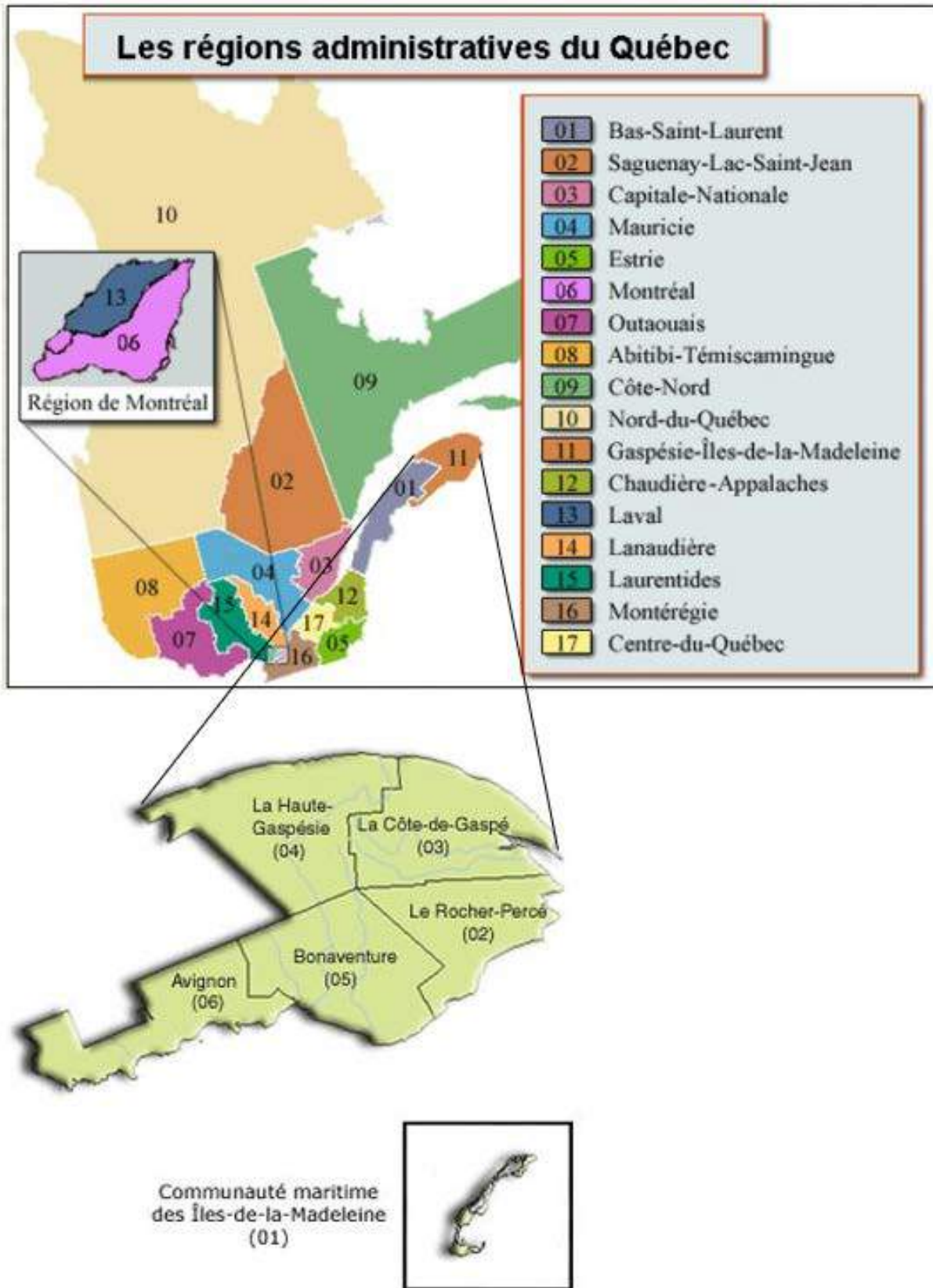
### **Statistics Canada Definitions**

While for the most part the meaning of demographic and administrative terms are clarified as they arise in the report, the online Statistics Canada dictionary for the 2021 Census may also be consulted.<sup>3</sup>

---

<sup>3</sup> <https://www12.statcan.gc.ca/census-recensement/2021/ref/dict/index-eng.cfm>

**Map of the Territory**



## Series of Tables – Demographic Characteristics

Table 1 - Population Size.....	9
Table 2 - Age Structure of the Population .....	11
Table 3 - Income .....	14
Table 4 - Population by Household Living Arrangements.....	17
Table 5 - Population Living Below LICO, Within Age Groups.....	21
Table 6 - Population Living Below LICO, by Household Living Arrangements.....	23
Table 7 - Highest Educational Certification, for Selected Age Groups .....	26
Table 8 - Labour Force Activity.....	33



## Demographic Size

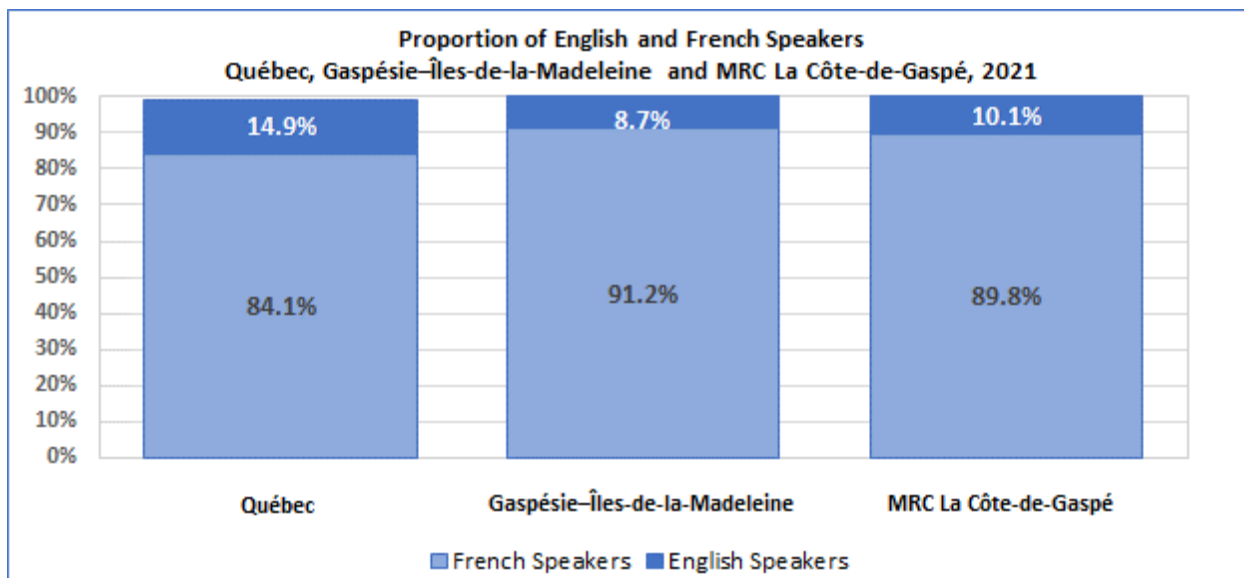
Québec’s English speakers form one of Canada’s official language minority groups. Studies have confirmed that language barriers affect access and quality of care for linguistic minority communities. Obstacles to communication can reduce recourse to preventative services; increase consultation time including the number of tests and the possibility of diagnostic and treatment errors; affect the quality of services requiring effective communication such as social services; reduce the probability of treatment compliance and reduce users’ satisfaction with the services received.<sup>4</sup> In the complex context of a medical situation, where the communication between care provider and patient is a key factor in the achievement of a positive health outcome, it is not surprising that the language spoken most often is considered the most effective. The treatment by health professionals of sensitive issues such as cancer, addiction, or depression, requires ease of communication as a feature of building trust and offering comfort to patients.

**Table 1 - Population Size**

Size of Population		Québec	Gaspésie–Îles-de-la-Madeleine	MRC La Côte-de-Gaspé
English speakers	number	1,253,580	7,740	1,760
	percentage	14.9%	8.7%	10.1%
French speakers	number	7,074,330	80,760	15,650
	percentage	84.1%	91.2%	89.8%
Total population	number	8,406,905	88,530	17,425
	percentage	100.0%	100.0%	100.0%

*Source: JPocock Research Consulting, 2021 Census, Statistics Canada. Total population excluding institutional residents - 100% sample.*

<sup>4</sup> See Bowen, S. (2001). *Language Barriers in Access to Health Care*, Ottawa: Health Canada. Also, Bowen, S. et al. (2010). "From 'multicultural health' to 'knowledge translation' – rethinking strategies to promote language access within a risk management framework". *The Journal of Specialized Translation (Jostrans)*, Issue 14, [http://www.jostrans.org/issue14/art\\_bowen.php](http://www.jostrans.org/issue14/art_bowen.php).



- Across Québec, there were 1,253,580 English speakers, representing 14.9% of the provincial population.
- In 2021, there were 7,740 English speakers living in the Gaspésie-Îles-de-la-Madeleine region where they represented 8.7% of the population. This share is much lower than the overall provincial share for English speakers.
- In MRC La Côte-de-Gaspé, we find 1,760 English speakers where they represented 10.1% of the population. This proportion is higher than that represented by English speakers across the Gaspésie-Îles-de-la-Madeleine territory.

## Age Structure

The distribution of the English-speaking population across age categories, and the extent to which language majority and minority communities differ in accordance to age, is important in understanding their distinct health needs and resources. Each stage of life tends to be associated with specific health and social service needs. The strategy for meeting these needs by public agencies must also take the age and age-related competencies of the client group into consideration. From Sanderson’s study we learn that the types of issues experienced by Quebec’s English-speaking seniors and their caregivers in accessing services differ from those of English speakers younger in age.<sup>5</sup>

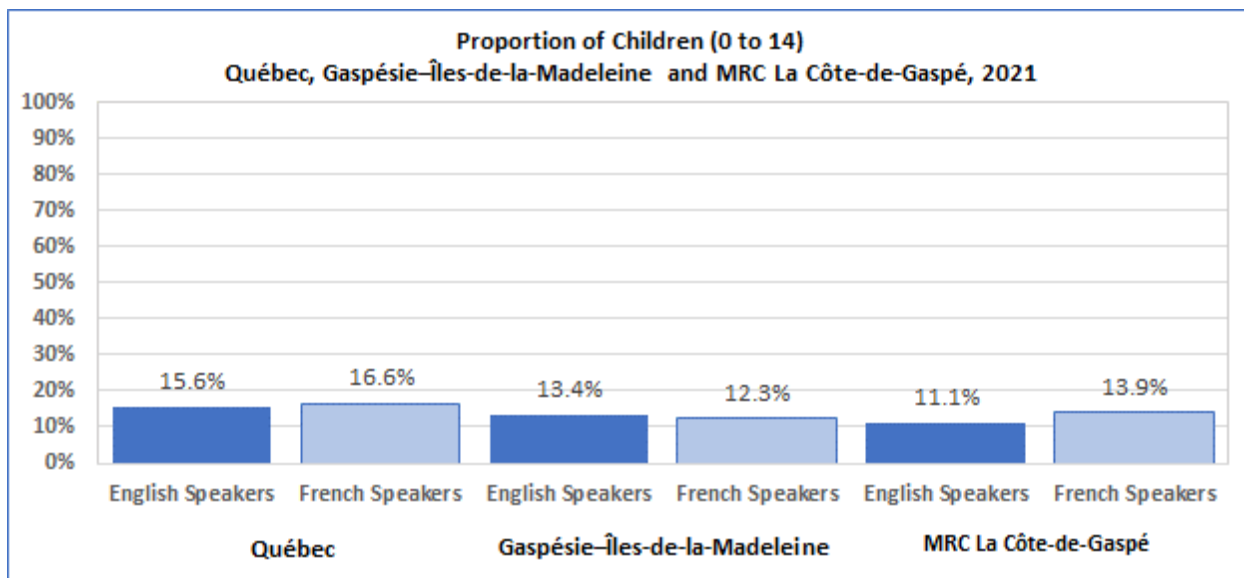
Typically, the age structure of the majority is important in shaping the scope and design of available health services and programs. Improving the health and the vitality of all citizens residing in a given territory requires attention to the problems that are pressing for the minority and may be overlooked by focusing on the majority, and awareness of problems that are shared by both language groups but are being met with system solutions that are not equally accessible for both.

**Table 2 - Age Structure of the Population**

Age Structure of the Population	Québec		Gaspésie—Îles-de-la-Madeleine		MRC La Côte-de-Gaspé	
	English	French	English	French	English	French
Total - Age groups	1,253,580	7,074,330	7,740	80,760	1,760	15,650
0-14 years	195,065	1,174,295	1,040	9,970	195	2,180
15-24 years	160,090	726,400	635	6,120	135	1,270
25-44 years	376,685	1,792,825	1,515	15,555	335	3,335
45-64 years	328,055	1,924,990	2,275	25,390	525	4,850
65+ years	193,685	1,455,820	2,285	23,720	575	4,015
Total - Age groups	100.0%	100.0%	100.0%	100.0%	100.0%	100.0%
0-14 years	15.6%	16.6%	13.4%	12.3%	11.1%	13.9%
15-24 years	12.8%	10.3%	8.2%	7.6%	7.7%	8.1%
25-44 years	30.0%	25.3%	19.6%	19.3%	19.0%	21.3%
45-64 years	26.2%	27.2%	29.4%	31.4%	29.8%	31.0%
65+ years	15.5%	20.6%	29.5%	29.4%	32.7%	25.7%

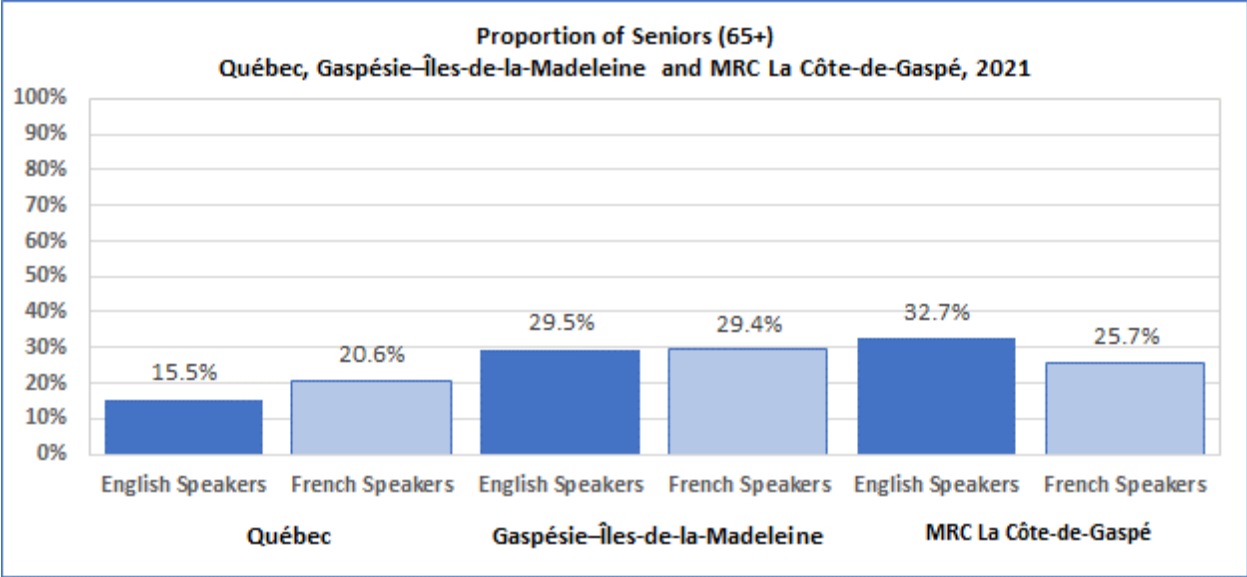
*Source: JPocock Research Consulting, 2021 Census, Statistics Canada. Total population excluding institutional residents - 100% sample.*

<sup>5</sup> Sanderson, D. (2020). Language Related Difficulties Experienced by Caregivers of English-Speaking Seniors in Quebec. *SAGE Open*, 10(3). <https://doi.org/10.1177/2158244020951261>



### Children (aged 0-14)

- Across Québec, there were 195,065 English-speaking children aged 0-14, representing 15.6% of the English-speaking population. The proportion of children in the English-speaking population is lower than the level in the French-speaking majority population in Quebec.
- In 2021, there were 1,040 English-speaking children aged 0-14 living in Gaspésie-Îles-de-la-Madeleine where they account for 13.4% of the population. The proportion of children in the regional English-speaking population is higher than their proportion in the regional French-speaking majority population. This proportion is lower than the level for English-speaking children across the province.
- In MRC La Côte-de-Gaspé, we find 195 English-speaking children aged 0-14 where they represent 11.1% of the population. This share is lower than that exhibited by English-speaking children across the Gaspésie-Îles-de-la-Madeleine region. The proportion of children in the territory's English-speaking population is much lower than the share in the rest of Québec's French-speaking majority population.



**Seniors (aged 65 and over)**

- Across Québec, there were 193,685 English-speaking seniors aged 65+ representing 15.5% of the English-speaking population. The proportion of seniors in the English-speaking population is much lower than that found in the French-speaking majority population in Quebec.
- In 2021, there were 2,285 English-speaking seniors aged 65+ living in the Gaspésie-Îles-de-la-Madeleine region where they accounted for 29.5% of the population. This share is much higher than that of English-speaking seniors across the province. The proportion of seniors in the regional English-speaking population is similar to the proportion in the French-speaking majority population.
- In MRC La Côte-de-Gaspé, we find 575 English-speaking seniors aged 65+ where they account for 32.7% of the population. This share is higher than that of English-speaking seniors across the Gaspésie-Îles-de-la-Madeleine region. The proportion of seniors in the English-speaking population is much higher than the proportion in the French-speaking majority population in MRC La Côte-de-Gaspé.

## Income

Long-standing and substantial research provides evidence that income and social status are key determinants of the level of health and well-being experienced by communities and their members. Low-income Canadians are more likely to die earlier and to suffer more illnesses than Canadians with higher incomes, regardless of age, sex, race and place of residence.<sup>6</sup> For vulnerable low-income households, language barriers in access to public health services loom large as they cannot afford private care services nor are they likely to have access to work-related benefits or private insurance coverage. Studies also suggest that the distribution of income in a given society may be a more important determinant of health than the total amount of income earned by society members. Large gaps in income distribution are linked to increases in social problems and poorer health status among the population as a whole.<sup>7</sup>

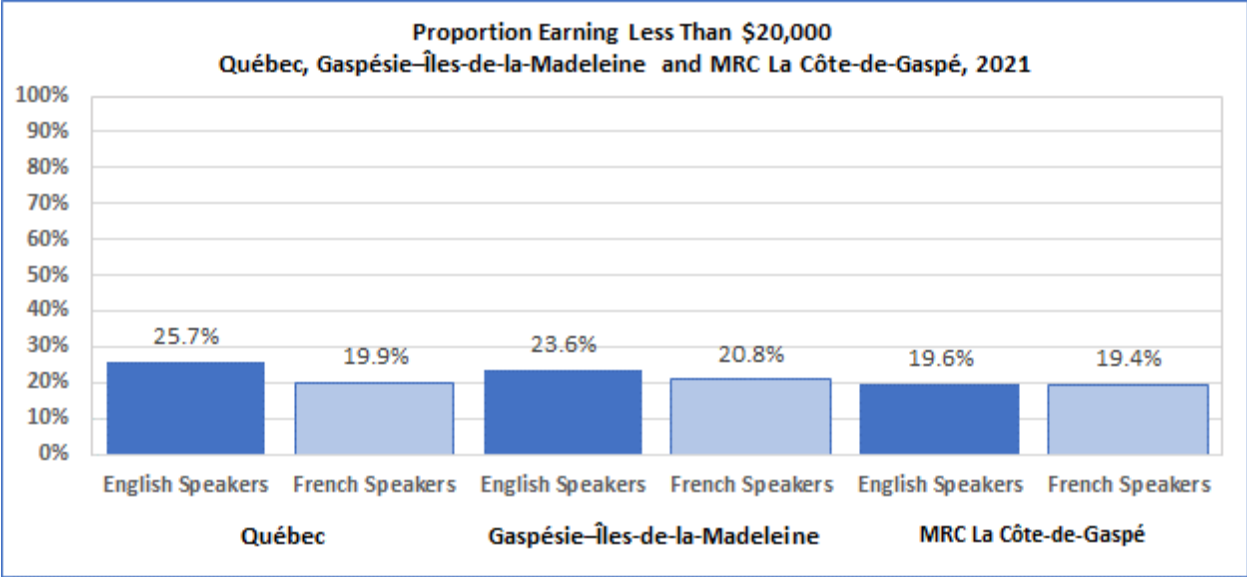
**Table 3 - Income**

Population by Income Group	Québec		Gaspésie–Îles-de-la-Madeleine		MRC La Côte-de-Gaspé	
	English	French	English	French	English	French
Total Population 15+	1,049,640	5,811,880	6,715	69,825	1,380	13,365
Less than \$20,000	269,805	1,154,945	1,585	14,520	270	2,595
\$20,000 - \$49,999	422,205	2,420,025	3,410	34,070	640	6,090
\$50,000 +	357,635	2,236,925	1,715	21,240	475	4,690
Total Population 15+	100.0%	100.0%	100.0%	100.0%	100.0%	100.0%
Less than \$20,000	25.7%	19.9%	23.6%	20.8%	19.6%	19.4%
\$20,000 - \$49,999	40.2%	41.6%	50.8%	48.8%	46.4%	45.6%
\$50,000 +	34.1%	38.5%	25.5%	30.4%	34.4%	35.1%

*Source: JPocock Research Consulting, 2021 Census, Statistics Canada. Population in private households - 25% sample.*

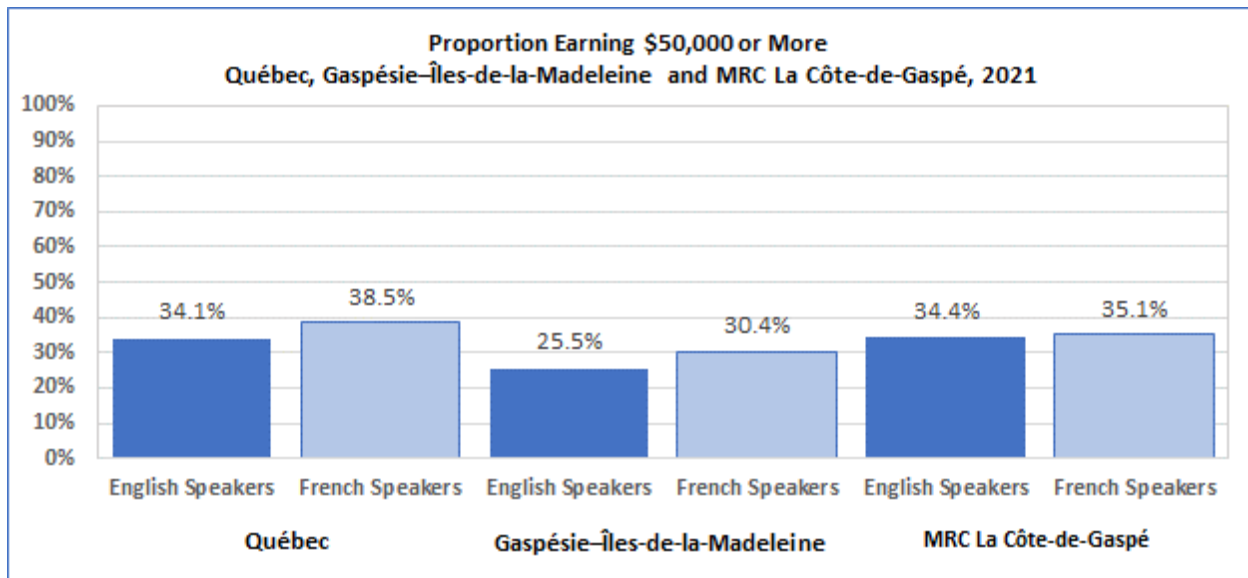
<sup>6</sup> Public Health Agency of Canada, <http://www.phac-aspc.gc.ca/ph-sp/determinants/determinants-eng.php#evidence> accessed February 2023.

<sup>7</sup> Ibid.



**Income under \$20k**

- Across Québec in 2021, there were 269,805 English speakers aged 15+ with income under \$20k. This group represents 25.7% of the English-speaking population aged 15+. The proportion of English speakers with income under \$20k is much higher than that found in the French-speaking majority population in Quebec.
- In 2021, there were 1,585 English speakers aged 15+ with income under \$20k in the Gaspésie-Îles-de-la-Madeleine region where they represent 23.6% of the English-speaking population aged 15 and over. This share is lower than that displayed by the provincial English-speaking population. The proportion of those with income under \$20k in the region's English-speaking population is higher than the proportion in the French-speaking majority population.
- In MRC La Côte-de-Gaspé, we find 270 English speakers aged 15+ with income under \$20k where they account for 19.6% of the population. This share is lower than that experienced by English speakers across Gaspésie-Îles-de-la-Madeleine. The proportion of those with income under \$20k in the territory's English-speaking population is similar to the proportion for the French-speaking majority population in MRC La Côte-de-Gaspé.



### Earning \$50k and over

- Across Québec, there were 357,635 English speakers aged 15+ with a total income of \$50k or more, who represented 34.1% of the English-speaking population in that age group. The proportion of high earners in the English-speaking population is lower than that found in the French-speaking majority population in Quebec.
- In 2021, there were 1,715 English speakers aged 15+ with a total income of \$50k or more living in the Gaspésie-Îles-de-la-Madeleine region, where they represented 25.5% of the population. This proportion was much lower than the proportion of English-speaking high earners across the province. The proportion of high earners in the regional English-speaking population is lower than the share of high earners in the French-speaking majority population in the region.
- In MRC La Côte-de-Gaspé, we find 475 English-speaking high earners aged 15+, where they represent 34.4% of the population. This share is much higher than that experienced by English-speaking high earners across the Gaspésie-Îles-de-la-Madeleine region. The proportion of high earners in the territory's English-speaking population is similar to the proportion of high earners in the territory's French-speaking majority population.



## Household Living Arrangements

Household living arrangements may be used as an indicator of groups within a population who are vulnerable to a poor health status. Parents of minors living in lone-parent households were more likely to report food insecurity, high levels of psychological distress and having more than one health problem compared to parents with other household arrangements.<sup>8</sup> Individuals living alone may lack the important health benefits of a strong support network in the event of activity limitations due to disability, illness or aging. COVID-19 pandemic uncovered the vulnerability of individuals living in low-income multi-generational households. The recent health crisis turned single households consisting of three or more generations into a high-risk factor for contagious infection.<sup>9</sup>

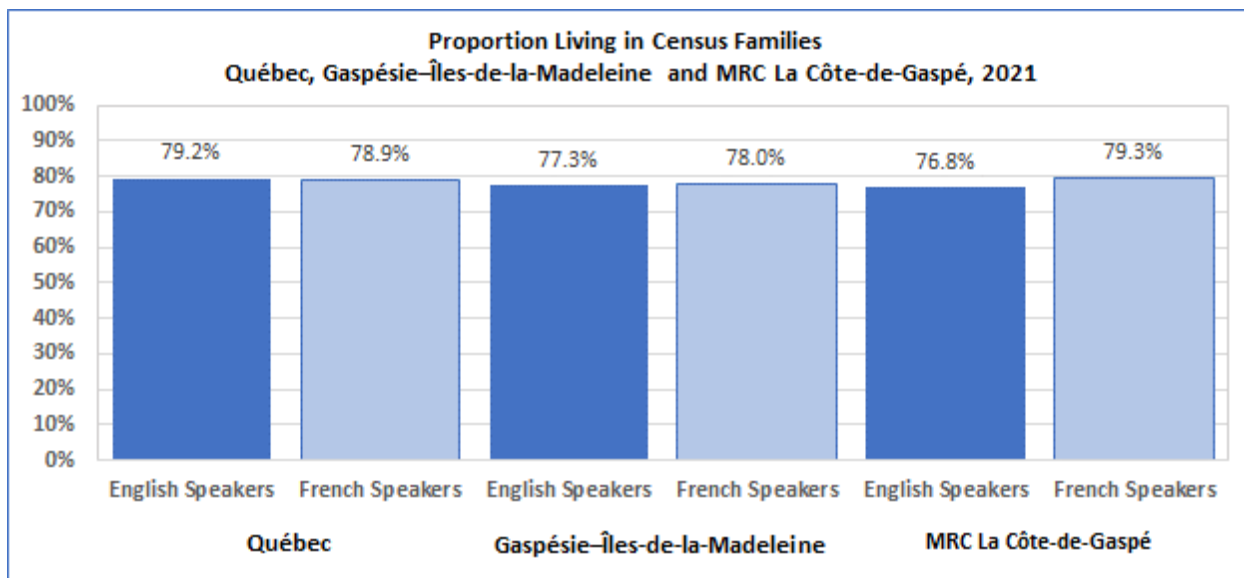
**Table 4 - Population by Household Living Arrangements**

Population by Household Living Arrangements	Québec		Gaspésie–Îles-de-la-Madeleine		MRC La Côte-de-Gaspé	
	English	French	English	French	English	French
Total - Household living arrangements	1,244,440	6,985,640	7,725	79,835	1,570	15,545
Total persons in census family households	985,995	5,512,205	5,975	62,290	1,205	12,320
Persons in two-parent households	835,415	4,706,995	4,915	53,365	1,030	10,830
Persons in single-parent households	150,580	805,215	1,055	8,920	175	1,490
Total persons in non-census family households	258,445	1,473,435	1,755	17,545	355	3,210
Living with relatives	28,935	127,905	290	2,020	25	390
Living with non-relatives only	55,820	209,445	200	2,025	55	415
Living alone	173,695	1,136,085	1,265	13,495	275	2,405
Total - Household living arrangements	100.0%	100.0%	100.0%	100.0%	100.0%	100.0%
Total persons in census family households	79.2%	78.9%	77.3%	78.0%	76.8%	79.3%
Persons in two-parent households	67.1%	67.4%	63.6%	66.8%	65.6%	69.7%
Persons in single-parent households	12.1%	11.5%	13.7%	11.2%	11.1%	9.6%
Total persons in non-census family households	20.8%	21.1%	22.7%	22.0%	22.6%	20.6%
Living with relatives	2.3%	1.8%	3.8%	2.5%	1.6%	2.5%
Living with non-relatives only	4.5%	3.0%	2.6%	2.5%	3.5%	2.7%
Living alone	14.0%	16.3%	16.4%	16.9%	17.5%	15.5%

*Source: JPocock Research Consulting, 2021 Census, Statistics Canada. Population in private households - 25% sample.*

<sup>8</sup> For discussion of the survey, see Pocock, J. (2008) "Baseline Data Report 2007-2008. Quebec's Social and Health Survey Information." Community Health and Social Services Network (CHSSN). [www.chssn.org](http://www.chssn.org)

<sup>9</sup> Yang, F. and Aitken, N. (2021). People living in apartments and larger households were at higher risk of dying from COVID-19 during the first wave of the pandemic. Statistics Canada. <https://www150.statcan.gc.ca/n1/pub/45-28-0001/2021001/article/00004-eng.htm> accessed February 2023.

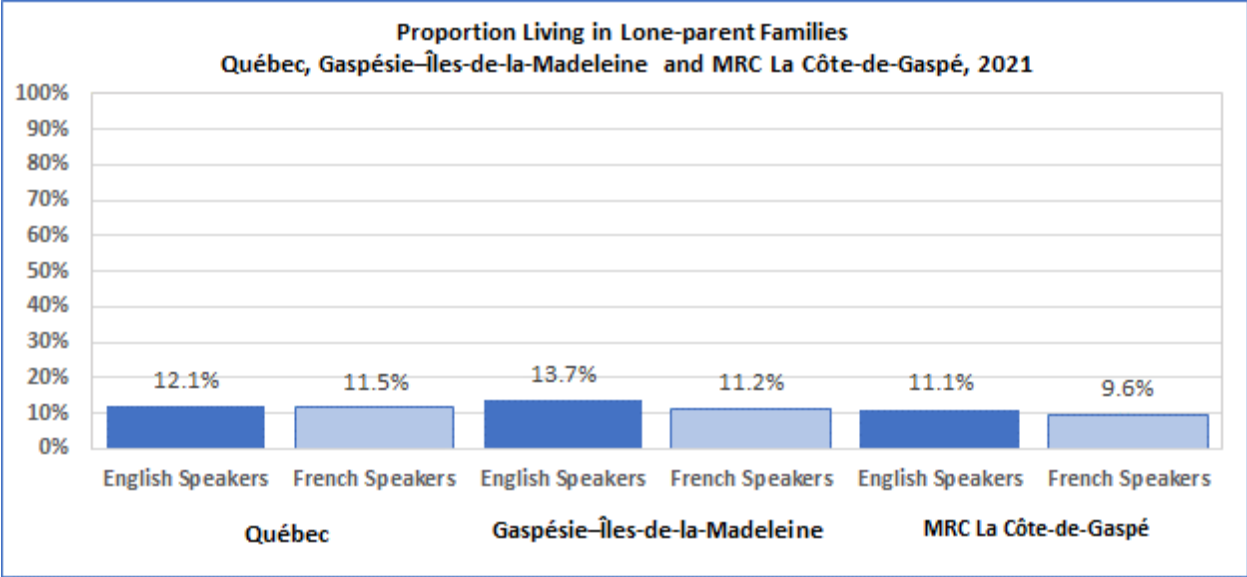


### Living in census families<sup>10</sup>

- Across Québec, there were 985,995 English speakers living in census family households. This group represents 79.2% of the 15+ English-speaking population. The proportion of English speakers living in census family households is similar to that found in the French-speaking majority population in Quebec.
- In 2021, there were 5,975 English speakers living in census family households in the Gaspésie-Îles-de-la-Madeleine region where they comprise 77.3% of the population. This share is similar to that displayed by the provincial English-speaking population. The proportion of those living in census family households in the regional English-speaking population is similar to the proportion in the regional French-speaking majority population.
- In MRC La Côte-de-Gaspé, we find 1,205 English speakers living in census family households where they account for 76.8% of the population. This share is similar to that accounted for by English speakers across the Gaspésie-Îles-de-la-Madeleine region. The proportion of persons living in census family households in the English-speaking population is similar to the proportion represented by the French-speaking majority population in MRC La Côte-de-Gaspé.

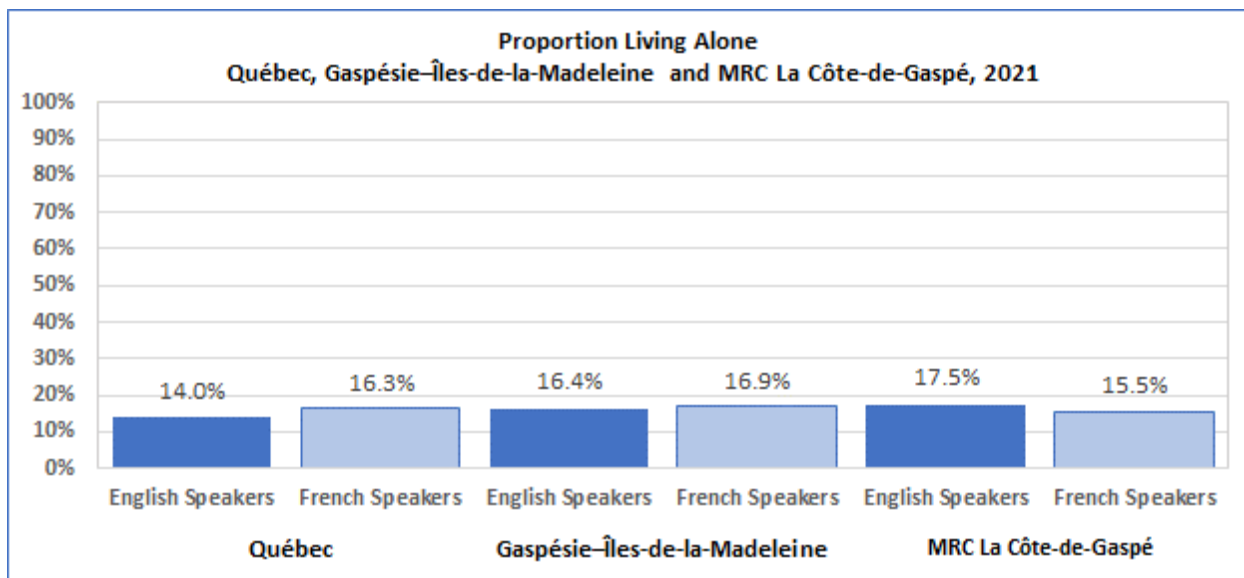
<sup>10</sup>According to Statistics Canada, a "Census family is defined as a married couple and the children, if any, of either and/or both spouses; a couple living common law and the children, if any, of either and/or both partners; or a parent of any marital status in a one-parent family with at least one child living in the same dwelling and that child or those children. All members of a particular census family live in the same dwelling. Children may be biological or adopted children regardless of their age or marital status as long as they live in the dwelling and do not have their own married spouse, common-law partner or child living in the dwelling. Grandchildren living with their grandparent(s) but with no parents present also constitute a census family."

<https://www23.statcan.gc.ca/imdb/p3Var.pl?Function=Unit&Id=32746> accessed February 2023.



**Living in lone-parent families**

- Across Québec, there were 150,580 English speakers living in lone-parent families. This group represents 12.1% of the English-speaking population. The proportion of English speakers living in lone-parent families is similar to the proportion found in the French-speaking majority population in Quebec.
- In 2021, there were 1,055 English speakers living in lone-parent families in the Gaspésie-Îles-de-la-Madeleine region where they account for 13.7% of the population. The proportion of those living in lone-parent families in the regional English-speaking population is much higher than the proportion found in the regional French-speaking majority population. The proportion is higher than that found in the provincial English-speaking population.
- In MRC La Côte-de-Gaspé, we find 175 English speakers living in lone-parent families where they represent 11.1% of the population. This is higher than the proportion represented by the French-speaking majority population in MRC La Côte-de-Gaspé. The proportion of English speakers living in lone-parent families in MRC La Côte-de-Gaspé is lower than the proportion we find for English speakers across the Gaspésie-Îles-de-la-Madeleine region.



### Living alone

- Across Québec, there were 173,695 English speakers living alone. This group represents 14.0% of the English-speaking population. The proportion of English speakers living alone is lower than the level in the French-speaking majority population in Quebec.
- In 2021, there were 1,265 English speakers living alone in the Gaspésie-Îles-de-la-Madeleine region, where they account for 16.4% of the population. This level is higher than that displayed by the provincial English-speaking population. The proportion of those living alone in the regional English-speaking population is similar to the proportion found in the regional French-speaking majority population.
- In MRC La Côte-de-Gaspé we find 275 English speakers living alone, where they represent 17.5% of the population. This share is higher than that exhibited by English speakers across the Gaspésie-Îles-de-la-Madeleine region. The proportion of those living alone in the territory's English-speaking population is higher than the proportion exhibited by the French-speaking majority population in MRC La Côte-de-Gaspé.

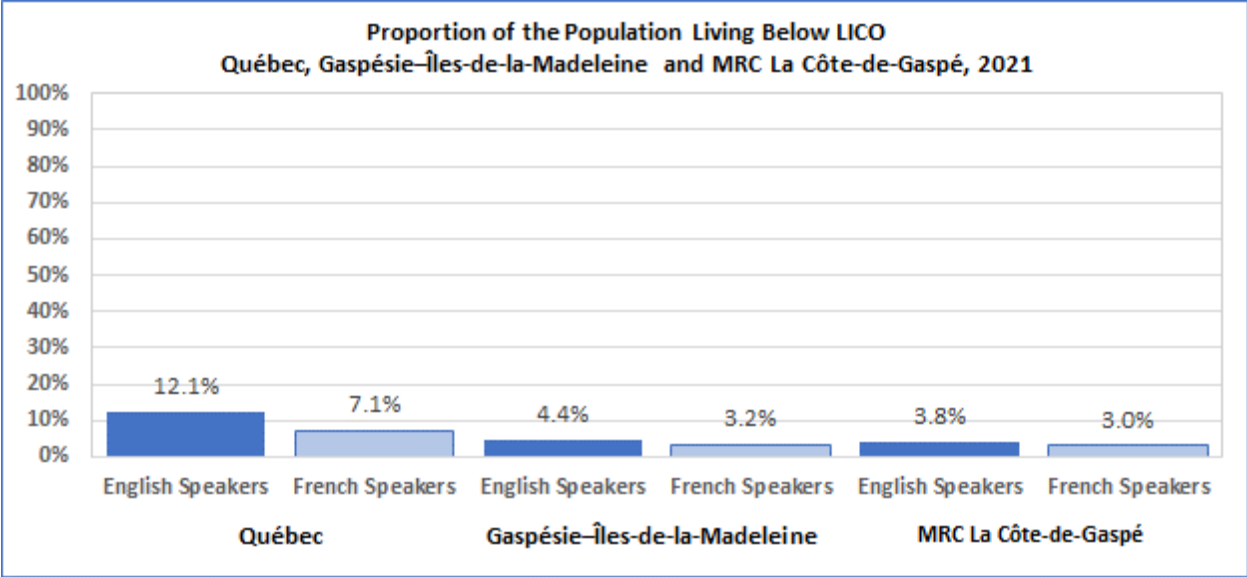
## Low-Income Cut-off

Although there is no official measure of poverty in Canada, the Statistics Canada measure of Low-income cut-offs (LICO) is probably the best known. Commonly known as the “poverty line”, LICO uses the income levels of a given family and considers how large a share of its income is spent on necessities such as food, shelter and clothing. If the amount a family spends is 20% higher than an average family in a year, it falls into the low-income cut-off category. People who live below-income cut-offs may be said to live in “straitened circumstances.”<sup>11</sup> The following tables consider the population living below LICO by language, administrative territory and age group.

**Table 5 - Population Living Below LICO, Within Age Groups**

Population Living Below the Low-Income Cut-off (LICO), Across Age Groups	Québec		Gaspésie–Îles-de-la- Madeleine		MRC La Côte-de- Gaspé	
	English	French	English	French	English	French
Total - Age groups	148,545	491,540	315	2,590	60	465
0-14 years	16,915	56,870	-	185	-	55
15-24 years	30,265	65,630	25	210	-	60
25-44 years	44,260	105,500	45	325	-	55
45-64 years	32,270	136,215	180	1,425	35	230
65+ years	24,845	127,330	50	440	-	65
<b>Proportion of those below LICO across age groups</b>						
Total - Age groups	12.1%	7.1%	4.4%	3.2%	3.8%	3.0%
0-14 years	8.9%	4.9%	-	1.8%	-	2.5%
15-24 years	19.4%	9.1%	4.7%	3.4%	-	4.7%
25-44 years	11.9%	5.9%	3.3%	2.1%	-	1.6%
45-64 years	10.0%	7.1%	8.3%	5.7%	7.7%	4.8%
65+ years	13.5%	9.2%	2.2%	1.9%	-	1.7%
<i>Source: JPocock Research Consulting, 2021 Census, Statistics Canada. Population in private households - 25% sample. The percentages given here compare the number below LICO in a given age group with the total number in that age group as presented in 'Table 2 - Age Structure of the Population' of this document.</i>						

<sup>11</sup> For an explanation of how Statistics Canada calculates low income cut-off (LICO) <https://www150.statcan.gc.ca/n1/pub/75f0002m/2012002/lico-sfr-eng.htm> accessed February 2023.



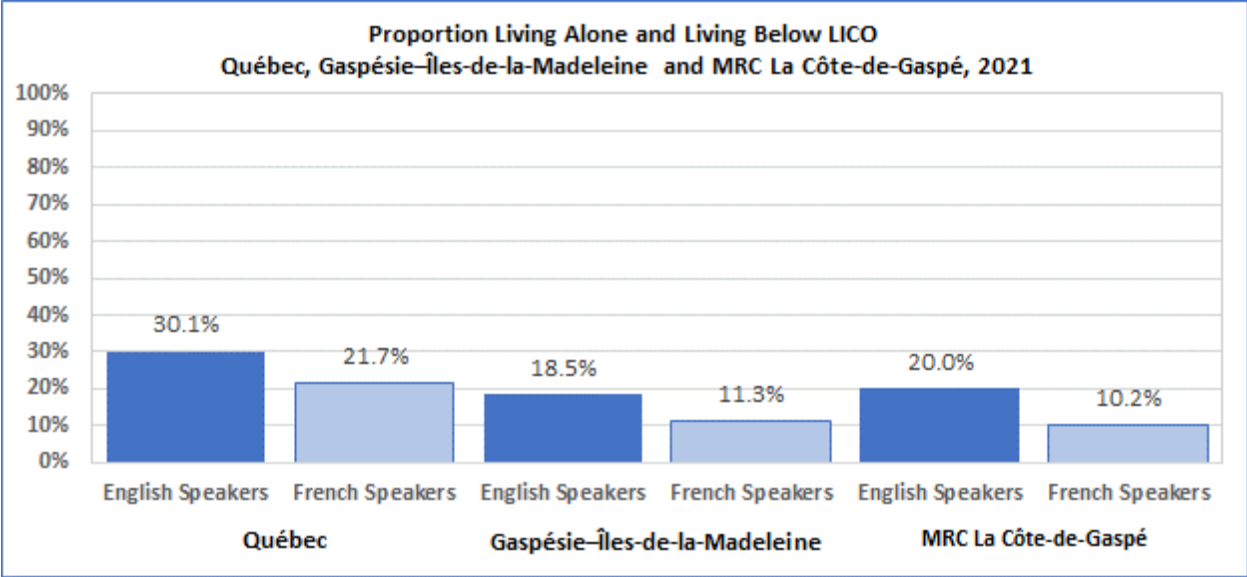
**Population living below the low-income cut-off (LICO)**

- Across Québec, there were 148,545 English speakers living below LICO. This group accounts for 12.1% of the English-speaking population. The proportion of English speakers living below LICO is much higher than the proportion in the French-speaking majority population in Quebec.
- In 2021, there were 315 English speakers living below LICO in the Gaspésie-Îles-de-la-Madeleine region, where they represent 4.4% of the regional English-speaking population. The proportion of those living below LICO in the regional English-speaking population is much higher than the proportion found in the regional French-speaking majority population. This English-speaking regional proportion in Gaspésie-Îles-de-la-Madeleine is much lower than the proportion for Quebec's English speakers in general.
- In MRC La Côte-de-Gaspé, we find 60 English speakers living below LICO, where they represent 3.8% of the English-speaking population. This level is much higher than the proportion for the French-speaking majority population in the same territory. The proportion of those living below LICO in the territory's English-speaking population is lower than the proportion for English speakers across Gaspésie-Îles-de-la-Madeleine.

**Table 6 - Population Living Below LICO, by Household Living Arrangements**

Population Living Below the Low-Income Cut-off Level, by Household Living Arrangements	Québec		Gaspésie-Îles-de-la-Madeleine		MRC La Côte-de-Gaspé	
	English	French	English	French	English	French
Total - Household living arrangements	148,545	491,540	315	2,590	60	465
Total persons in census family households	63,075	162,730	50	705	-	125
Persons in two-parent households	41,135	90,185	25	385	-	55
Persons in single-parent households	21,935	72,545	-	325	-	75
Total persons in non-census family households	85,470	328,810	265	1,885	55	340
Living with relatives	3,675	10,330	-	50	-	-
Living with non-relatives only	29,710	72,645	30	310	-	80
Living alone	52,090	245,835	225	1,525	55	245
<b>Proportion of those below LICO, by household living arrangements</b>						
Total - Household living arrangements	12.1%	7.1%	4.4%	3.2%	3.8%	3.0%
Total persons in census family households	6.5%	3.0%	0.9%	1.1%	-	1.0%
Persons in two-parent households	5.0%	1.9%	0.5%	0.7%	-	0.5%
Persons in single-parent households	15.1%	9.1%	-	3.7%	-	5.0%
Total persons in non-census family households	33.3%	22.4%	15.9%	10.8%	15.5%	10.6%
Living with relatives	13.2%	8.2%	-	2.5%	-	-
Living with non-relatives only	53.4%	34.7%	16.7%	15.4%	-	19.3%
Living alone	30.1%	21.7%	18.5%	11.3%	20.0%	10.2%

*Source: JPocock Research Consulting, 2021 Census, Statistics Canada. Population in private households - 25% sample. The percentages given here compare the number below LICO in a given household living arrangement with the total number in that arrangement as presented in "Table 4 - Household Living Arrangements" in this document.*



**Persons living alone and below the low-income cut-off (LICO)**

- Across Québec, there were 52,090 English-speaking persons living alone and below LICO. This group represents 30.1% of the English-speaking population living alone. The proportion of English-speaking persons living alone and below LICO is much higher than that found in the French-speaking majority population in Quebec living alone.
- In 2021, there were 225 English-speaking persons living alone and below LICO in the Gaspésie-Îles-de-la-Madeleine region where they account for 18.5% of the regional English-speaking population living alone. The proportion of those persons living alone and below LICO in the regional English-speaking population is much higher than the proportion in the regional French-speaking majority population. This English-speaking regional proportion is much lower than that experienced by the provincial English-speaking population.
- In MRC La Côte-de-Gaspé, we find 55 English-speaking persons living alone and below LICO where they represent 20.0% of the English-speaking population living alone. This is much higher than the proportion experienced by the French-speaking majority population living alone in the same territory. The proportion of those persons living alone and below LICO in the territory's English-speaking population is higher than the proportion experienced by English speakers across the Gaspésie-Îles-de-la-Madeleine region.



## ***Highest Educational Attainment***

In many ways, education is an important determinant of the health status of a community. In Canada, the level of education achieved by an individual tends to be an indicator of social status, and ideally, a predictor of economic opportunity. The overall level of health literacy and preventative health practice enjoyed by a community also tends to be associated with the years of schooling by those included among its members<sup>12</sup>. A case in point, Genereux's study of the psychosocial impact of the COVID-19 pandemic upon Québec communities demonstrates that key protective factors such as a sense of coherence are linked to levels of education.<sup>13</sup>

---

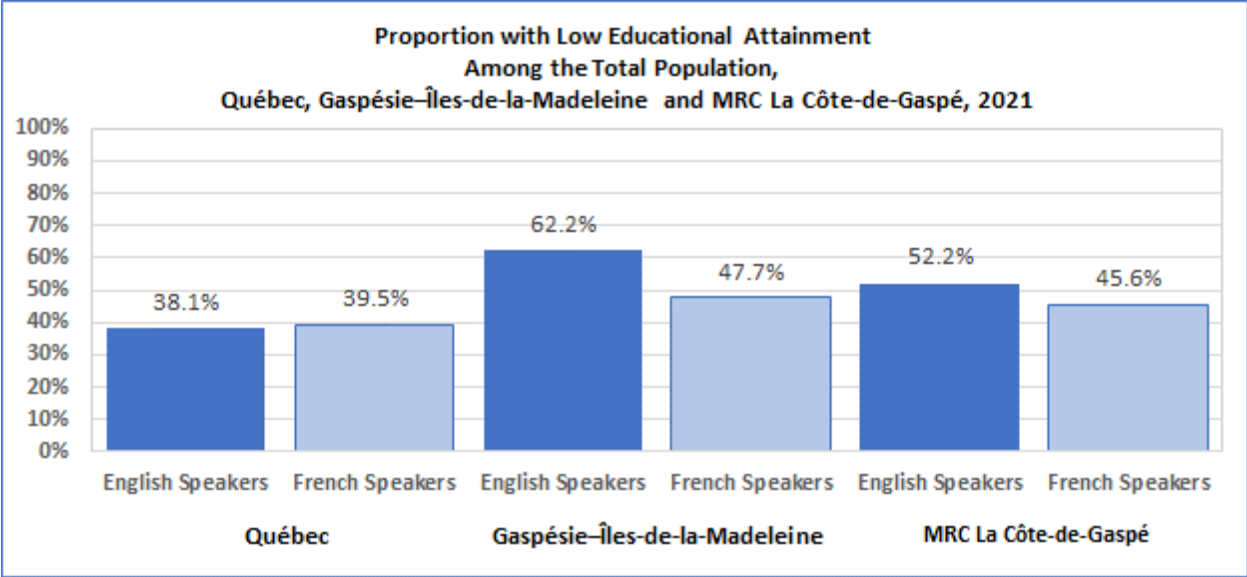
<sup>12</sup>For further discussion of education as a health determinant see Raphael, D., Bryant, T., Mikkonen, J. and Raphael, A. (2020). *Social Determinants of Health: The Canadian Facts*. (2<sup>nd</sup> edition) / *Déterminants sociaux de la santé : les réalités canadiennes*, (2e édition). Oshawa: Ontario Tech University Faculty of Health Sciences and Toronto: York University School of Health Policy and Management. <https://thecanadianfacts.org/>

<sup>13</sup>Genereux, M., Roy, M., Pare, C., and Levesque, J. (2020). Strengthening the Adaptive Capacities of Individuals and Communities in Times of Pandemic: The Key Role of the Sense of Coherence. [https://refips.org/wp-content/uploads/2020/12/COVID19\\_SOC\\_UIPES\\_REFIPS\\_final.pdf](https://refips.org/wp-content/uploads/2020/12/COVID19_SOC_UIPES_REFIPS_final.pdf)

**Table 7 - Highest Educational Certification, for Selected Age Groups**

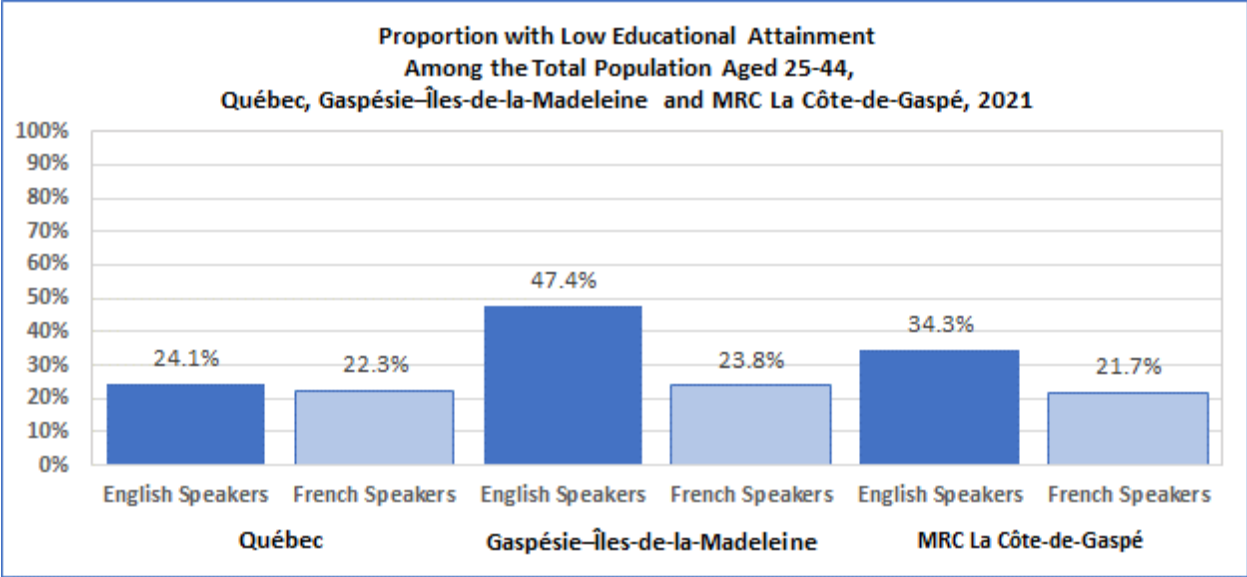
Total Population by Highest Educational Certification		Québec		Gaspésie—Îles-de-la- Madeleine		MRC La Côte-de- Gaspé	
		English	French	English	French	English	French
Total	Total	1,049,640	5,811,880	6,715	69,825	1,380	13,365
	25-44 years	377,080	1,787,550	1,520	15,515	335	3,340
	45-64 years	327,965	1,915,975	2,265	25,205	455	4,840
High school diploma or less	Total	399,730	2,293,515	4,180	33,320	720	6,095
	25-44 years	90,820	398,185	720	3,685	115	725
	45-64 years	112,980	657,060	1,305	11,095	220	2,070
Apprenticeship or trades certificate or diploma	Total	86,445	1,007,585	815	14,215	155	2,385
	25-44 years	33,445	393,840	285	4,545	65	815
	45-64 years	31,405	376,435	300	5,765	40	945
College, CEGEP or other non-university certificate or diploma	Total	178,355	1,020,485	955	11,715	240	2,505
	25-44 years	61,330	344,935	260	3,505	75	875
	45-64 years	62,200	367,785	415	4,710	115	985
University certificate or diploma below bachelor level	Total	31,300	220,170	70	2,175	20	435
	25-44 years	11,810	67,990	20	390	-	100
	45-64 years	12,100	81,910	-	795	-	165
University certificate, diploma or degree at bachelor level or above	Total	353,815	1,270,135	680	8,395	245	1,935
	25-44 years	179,675	582,605	230	3,375	75	820
	45-64 years	109,275	432,785	235	2,855	75	660
High school diploma or less	Total	38.1%	39.5%	62.2%	47.7%	52.2%	45.6%
	25-44 years	24.1%	22.3%	47.4%	23.8%	34.3%	21.7%
	45-64 years	34.4%	34.3%	57.6%	44.0%	48.4%	42.8%
Apprenticeship or trades certificate or diploma	Total	8.2%	17.3%	12.1%	20.4%	11.2%	17.8%
	25-44 years	8.9%	22.0%	18.8%	29.3%	19.4%	24.4%
	45-64 years	9.6%	19.6%	13.2%	22.9%	8.8%	19.5%
College, CEGEP or other non-university certificate or diploma	Total	17.0%	17.6%	14.2%	16.8%	17.4%	18.7%
	25-44 years	16.3%	19.3%	17.1%	22.6%	22.4%	26.2%
	45-64 years	19.0%	19.2%	18.3%	18.7%	25.3%	20.4%
University certificate or diploma below bachelor level	Total	3.0%	3.8%	1.0%	3.1%	1.4%	3.3%
	25-44 years	3.1%	3.8%	1.3%	2.5%	-	3.0%
	45-64 years	3.7%	4.3%	-	3.2%	-	3.4%
University certificate, diploma or degree at bachelor level or above	Total	33.7%	21.9%	10.1%	12.0%	17.8%	14.5%
	25-44 years	47.6%	32.6%	15.1%	21.8%	22.4%	24.6%
	45-64 years	33.3%	22.6%	10.4%	11.3%	16.5%	13.6%

Source: JPocock Research Consulting, 2021 Census, Statistics Canada. Population in private households - 25% sample.



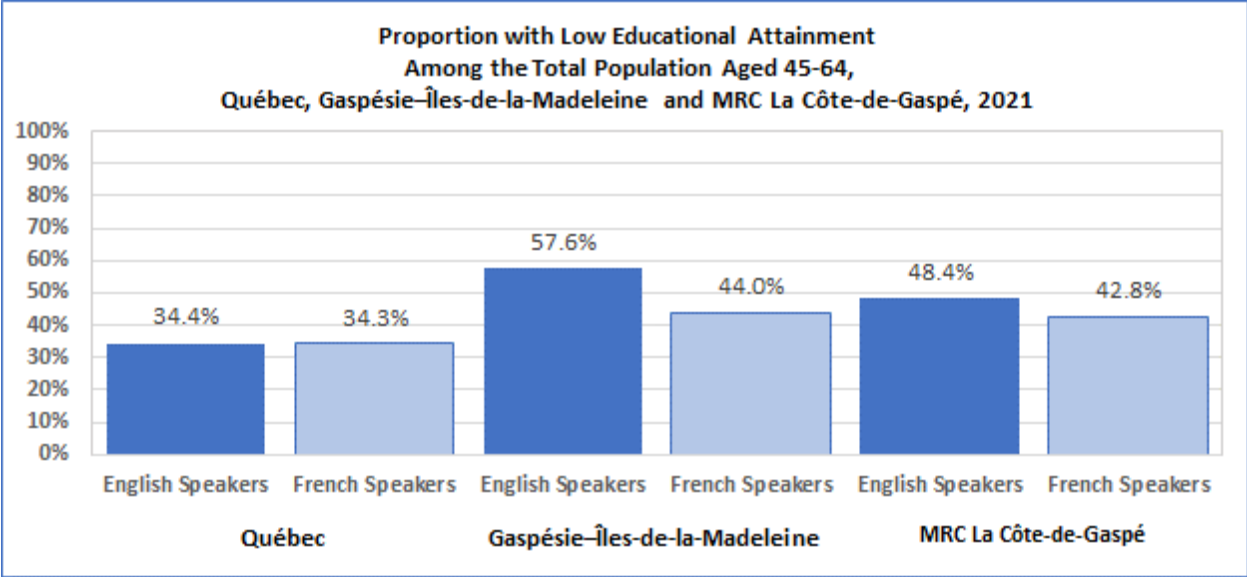
**Population aged 15+, high school diploma or less**

- Across Québec, there were 399,730 English speakers aged 15 and over with a high school diploma or less. This group accounts for 38.1% of the English-speaking population aged 15 and over. The proportion of English speakers aged 15 and over with a high school diploma or less is similar to the level found in the French-speaking majority population aged 15 and over in Quebec.
- In 2021, there were 4,180 English speakers aged 15 and over with a high school diploma or less in the Gaspésie-Îles-de-la-Madeleine region where they account for 62.2% of the regional English-speaking population aged 15 and over. The proportion of those aged 15 and over with a high school diploma or less in the regional English-speaking population is much higher than the proportion in the regional French-speaking majority population. The level for the English-speaking regional proportion is much higher than that exhibited by English speakers across the province.
- In MRC La Côte-de-Gaspé, we find 720 English speakers aged 15 and over with a high school diploma or less where they represent 52.2% of the English-speaking population aged 15 and over. This level is higher than the proportion exhibited by the French-speaking majority population aged 15 and over in the same territory. The proportion of those aged 15 and over with a high school diploma or less in the English-speaking population is lower than the proportion exhibited by the English speakers across the Gaspésie-Îles-de-la-Madeleine region.



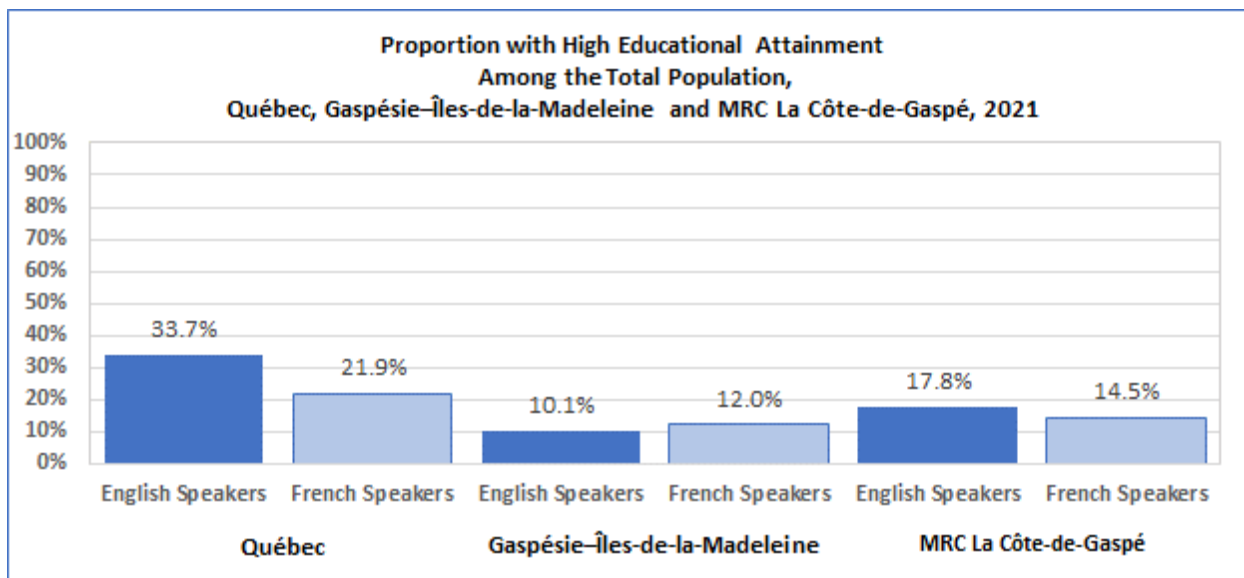
**Population 25-44, high school diploma or less**

- Across Québec, there were 90,820 English speakers aged 25-44 with a high school diploma or less. This group represents 24.1% of the English-speaking population aged 25 to 44. The proportion of English speakers aged 25-44 with a high school diploma or less is higher than that found in the French-speaking majority population in Quebec in the same age cohort.
- In 2021, there were 720 English speakers aged 25-44 with a high school diploma or less in the Gaspésie-Îles-de-la-Madeleine region where they account for 47.4% of the regional English-speaking population. The proportion of those aged 25-44 with a high school diploma or less in the regional English-speaking population is much higher than the proportion in the regional French-speaking majority population in that age group. This proportion is much higher than that exhibited by English speakers across the province in the same age cohort.
- In MRC La Côte-de-Gaspé, we find 115 English speakers aged 25-44 with a high school diploma or less where they comprise 34.3% of the English-speaking 25-44 cohort. This is much higher than the proportion in the French-speaking majority 25-44 cohort in the same territory. The proportion of those aged 25-44 with a high school diploma or less in the territory's English-speaking population is much lower than the proportion exhibited by English speakers across the Gaspésie-Îles-de-la-Madeleine region.



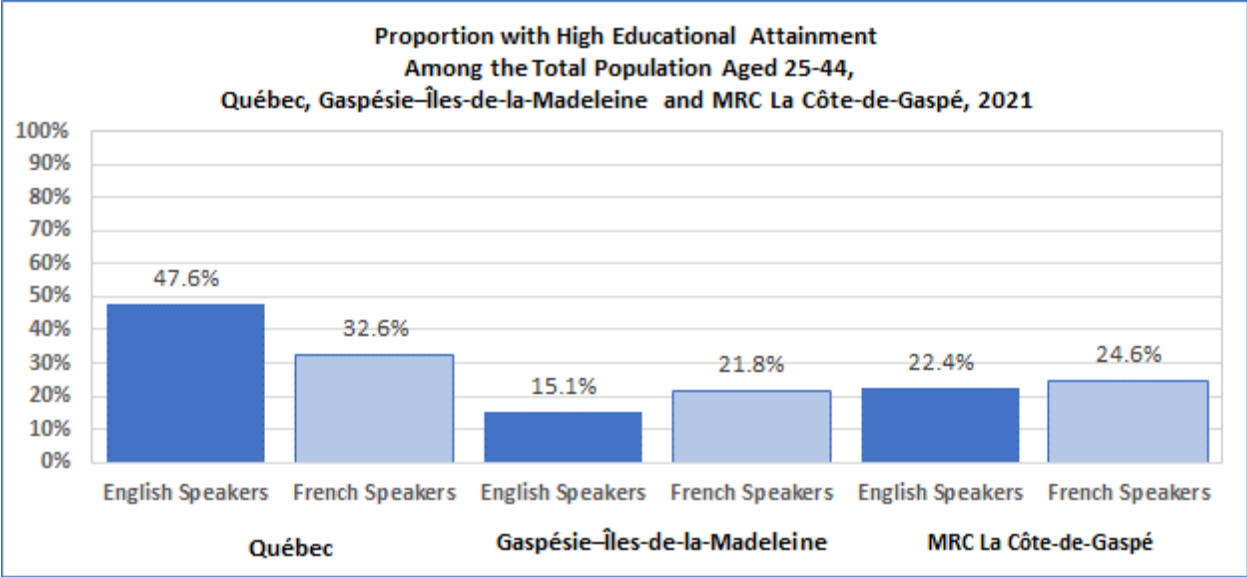
**Population 45-64, high school diploma or less**

- In Québec in 2021, there were 112,980 English-speaking aged 45-64 with a high school diploma or less. This group represents 34.4% of the English-speaking population. The proportion of English speakers aged 45-64 with a high school diploma or less is similar to that found in the same age cohort in the French-speaking majority population in Quebec.
- In 2021, there were 1,305 English speakers aged 45-64 with a high school diploma or less in the Gaspésie-Îles-de-la-Madeleine region where they account for 57.6% of the regional English-speaking population. The proportion of those aged 45-64 with a high school diploma or less in the regional English-speaking population is much higher than the proportion in the regional French-speaking majority population. This English-speaking regional proportion is much higher than that exhibited by the province's English speakers.
- In MRC La Côte-de-Gaspé, we find 220 English speakers aged 45-64 with a high school diploma or less where they comprise 48.4% of the English-speaking population. This is higher than the proportion exhibited by the French-speaking majority population in the same territory. The proportion of those aged 45-64 with a high school diploma or less in the territory's English-speaking population is lower than the proportion exhibited by English speakers across the region.



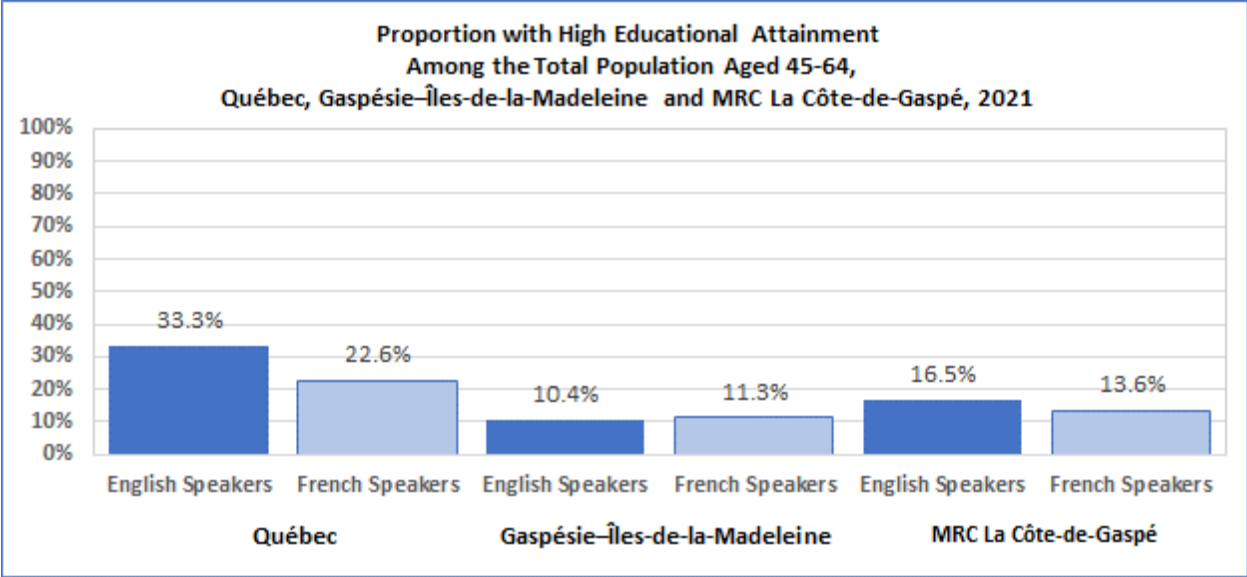
### Population aged 15+, university degree or higher

- In Québec in 2021, there were 353,815 English-speaking aged 15 and over with a university degree or higher. This group represents 33.7% of the English-speaking population. The proportion of English speakers aged 15 and over with a university degree or higher is much higher than that found in the same age cohort in the French-speaking majority population in Québec.
- In 2021, there were 680 English speakers aged 15 and over with a university degree or higher in the Gaspésie-Îles-de-la-Madeleine region where they account for 10.1% of the regional English-speaking population. The proportion of those aged 15 and over with a university degree or higher in the regional English-speaking population is lower than the proportion in the regional French-speaking majority population. This English-speaking regional proportion is much lower than that exhibited by the province's English speakers.
- In MRC La Côte-de-Gaspé, we find 245 English speakers aged 15 and over with a university degree or higher where they represent 17.8% of the English-speaking population. This is much higher than the proportion exhibited by the French-speaking majority population in the same territory. The proportion of those aged 15 and over with a university degree or higher in the territory's English-speaking population is much higher than the proportion exhibited by English speakers across the region.



**Population 25-44, university degree or higher**

- In Québec in 2021, there were 179,675 English speakers aged 25-44 with a university degree or higher. This group accounts for 47.6% of the English-speaking population. The proportion of English speakers aged 25-44 with a university degree or higher is much higher than that found in the same age cohort in the French-speaking majority population in Québec.
- In 2021, there were 230 English speakers aged 25-44 with a university degree or higher in the Gaspésie-Îles-de-la-Madeleine where they represent 15.1% of the regional English-speaking population. The proportion of those aged 25-44 with a university degree or higher in the regional English-speaking population is much lower than the proportion in the regional French-speaking majority population. This regional English-speaking proportion is much lower than that exhibited by the province's English speakers.
- In MRC La Côte-de-Gaspé, we find 75 English speakers aged 25-44 with a university degree or higher where they comprise 22.4% of the English-speaking population. This is lower than the proportion exhibited by the French-speaking majority population in the same territory. The proportion of those aged 25-44 with a university degree or higher in the territory's English-speaking population is much higher than the proportion exhibited by English speakers across the region.



**Population 45-64, university degree or higher**

- In Québec in 2021, there were 109,275 English speakers aged 45-64 with a university degree or higher. This group represents 33.3% of the English-speaking population. The proportion of English speakers aged 45-64 with a university degree or higher is much higher than that found in the same age cohort in the French-speaking majority population in Quebec.
- In 2021, there were 235 English speakers aged 45-64 with a university degree or higher in the Gaspésie-Îles-de-la-Madeleine region where they represent 10.4% of the regional English-speaking population. The proportion of those aged 45-64 with a university degree or higher in the regional English-speaking population is lower than the proportion in the regional French-speaking majority population. This regional English-speaking proportion is much lower than that exhibited by the province's English speakers.
- In MRC La Côte-de-Gaspé, we find 75 English speakers aged 45-64 with a university degree or higher where they comprise 16.5% of the English-speaking population. This level is much higher than the proportion exhibited by the French-speaking majority population in the same territory. The proportion of those aged 45-64 with a university degree or higher in the territory's English-speaking population is much higher than the proportion exhibited by English speakers across the region.



## Labour Force Activity

The rate and type of labour force participation experienced by a community and its members is strongly associated with health status. In industrial nations like Canada, labour force activity is linked with level of income as well as the level of social integration enjoyed by a group.

Employment is an important source of social identity and a key context for the establishment of a social support network that extends beyond the workplace. For an individual, work is an important source of the self-esteem and sense of control typically associated with good mental health.<sup>14</sup>

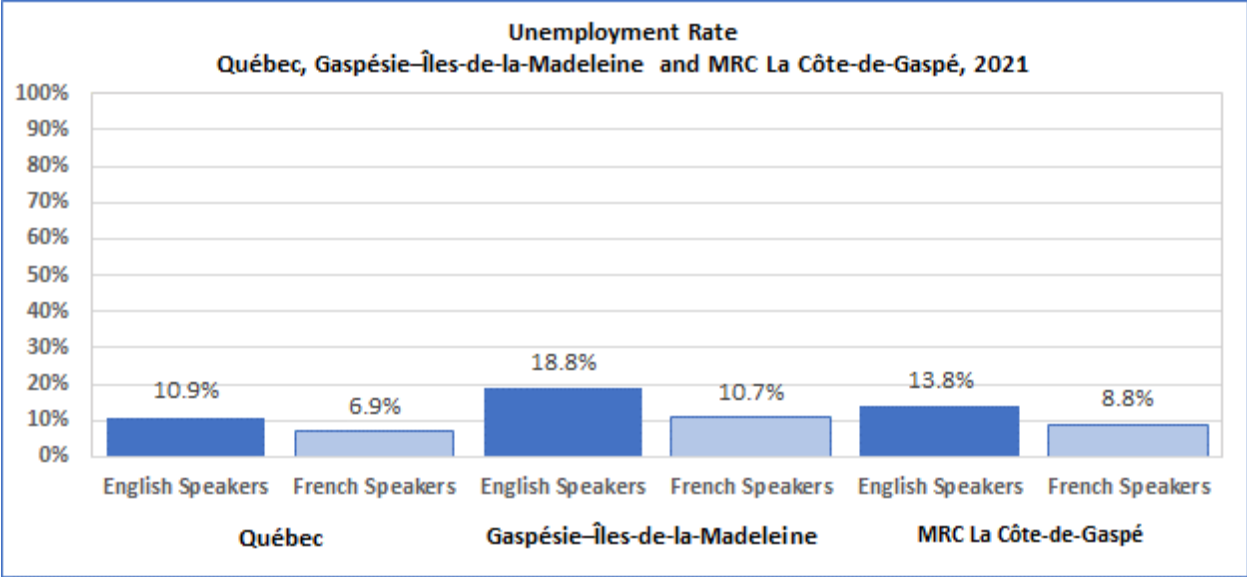
**Table 8 - Labour Force Activity**

Total Population by Labour Force Activity	Québec		Gaspésie–Îles-de-la-Madeleine		MRC La Côte-de-Gaspé	
	English	French	English	French	English	French
Total - Labour force activity	1,049,640	5,811,880	6,715	69,825	1,380	13,365
In the labour force	699,015	3,721,255	3,435	37,840	760	7,645
Employed	623,105	3,465,265	2,795	33,785	665	6,975
Unemployed	75,910	255,990	645	4,060	105	675
Out of the labour force	350,625	2,090,630	3,275	31,975	615	5,725
Total - Labour force activity	100.0%	100.0%	100.0%	100.0%	100.0%	100.0%
In the labour force	66.6%	64.0%	51.2%	54.2%	55.1%	57.2%
Employed	89.1%	93.1%	81.4%	89.3%	87.5%	91.2%
Unemployed	10.9%	6.9%	18.8%	10.7%	13.8%	8.8%
Out of the labour force	33.4%	36.0%	48.8%	45.8%	44.6%	42.8%

*Source: JPocock Research Consulting, 2021 Census, Statistics Canada. Population in private households - 25% sample.*

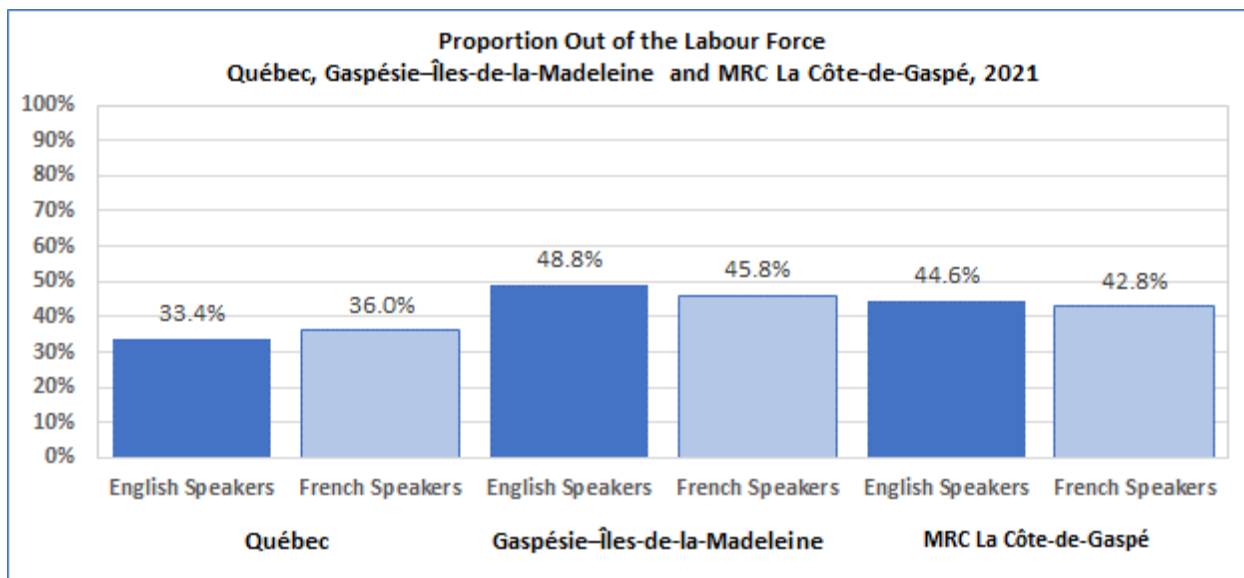
<sup>14</sup>For further discussion of employment and working conditions as health determinants see Raphael, D., Bryant, T., Mikkonen, J. and Raphael, A. (2020). *Social Determinants of Health: The Canadian Facts*. (2<sup>nd</sup> edition) / *Déterminants sociaux de la santé : les réalités canadiennes*, (2e édition). Oshawa: Ontario Tech University Faculty of Health Sciences and Toronto: York University School of Health Policy and Management.

<https://thecanadianfacts.org/>



**Unemployed**

- Across Québec in 2021, there were 75,910 English speakers who were unemployed resulting in an unemployment rate of 10.9%. The unemployment rate of Quebec's English speakers was much higher than the unemployment rate of the French-speaking majority.
- In 2021, there were 645 unemployed English speakers in the Gaspésie-Îles-de-la-Madeleine region where they experienced an unemployment rate of 18.8%. The unemployment rate of the regional English-speaking population was much higher than the unemployment rate in the regional French-speaking majority population. Their unemployment rate was much higher than that experienced by the provincial English-speaking population.
- In MRC La Côte-de-Gaspé, we find 105 unemployed English speakers resulting in an unemployment rate of 13.8%. This is much higher than the unemployment rate experienced by the French-speaking majority population in the same territory. The unemployment rate of the English-speaking population is much lower than the unemployment rate experienced by English speakers across the Gaspésie-Îles-de-la-Madeleine region.



### Out of the labour force<sup>15</sup>

- Across Québec in 2021, there were 350,625 English speakers out of the labour force in 2016. This group represents 33.4% of the English-speaking population aged 15+. The proportion of English speakers out of the labour force is lower than that found in the French-speaking majority population in Quebec aged 15 and over.
- In 2021, there were 3,275 English speakers out of the labour force in the Gaspésie-Îles-de-la-Madeleine region where they comprise 48.8% of the regional English-speaking population aged 15+. The proportion of those out of the labour force in the regional English-speaking population is higher than the proportion in the regional French-speaking majority population. This English-speaking regional proportion is much higher than that exhibited by the provincial English-speaking population.
- In MRC La Côte-de-Gaspé, we find 615 English speakers out of the labour force where they account for 44.6% of the English-speaking population. This is similar to the proportion exhibited by the French-speaking majority population in the same territory. The proportion of those out of the labour force in the territory's English-speaking population is lower than the proportion exhibited by English speakers across the Gaspésie-Îles-de-la-Madeleine region.

<sup>15</sup>The Statistics Canada category “[out of the labour force](http://www12.statcan.gc.ca/nhs-enm/2011/ref/dict/99-000-x2011001-eng.pdf)” refers to persons 15 years and over, excluding institutional residents, who were neither employed nor unemployed during the week of Sunday May 1 to Saturday May 7, 2011. It includes students, homemakers, retired workers, and seasonal workers in an “off” season who were not looking for work because of a long-term illness or disability.  
<http://www12.statcan.gc.ca/nhs-enm/2011/ref/dict/99-000-x2011001-eng.pdf>

**Appendix A – English speakers and French speakers by region and MRC or equivalent territories, 2021<sup>16</sup>**

<b>Number and Proportion of English and French Speakers in Gaspésie-Îles-de-la-Madeleine by MRC Territory, 2021</b>				
<b>Geography</b>	<b>Total Population</b>	<b>French Speakers</b>	<b>English Speakers</b>	<b>Proportion of English Speakers</b>
Québec	8,406,905	7,074,330	1,253,580	14.9%
Gaspésie-Îles-de-la-Madeleine	88,530	80,760	7,740	8.7%
Les Îles-de-la-Madeleine	12,540	11,870	665	5.3%
MRC Le Rocher-Percé	17,095	15,755	1,330	7.8%
MRC La Côte-de-Gaspé	17,425	15,650	1,760	10.1%
MRC La Haute-Gaspésie	10,865	10,795	65	0.6%
MRC Bonaventure	17,415	14,790	2,615	15.0%
MRC Avignon	13,195	11,890	1,300	9.9%
<i>Source: JPocock Research Consulting, 2021 Census, Statistics Canada. Total population excluding institutional residents - 100% sample.</i>				

<sup>16</sup>Baseline Data Reports are only available for those MRCs or equivalent territories with at least 250 English speakers. This table nonetheless lists all MRCs or equivalent territories in a given region.

## Appendix B – Baseline Data Report Series

2003-2004	Regional Profiles of English-speaking Communities	2001 Census
2004-2005	Profiles of English-speaking Communities In Selected CLSC Territories	2001 Census
2005-2006	English-Language Health and Social Services Access in Québec	2005 CHSSN-CROP Survey on Community Vitality
2006-2007	Community Network Building	Case studies (qualitative interviews)
2007-2008	Health and Social Survey Information on Quebec's English-speaking Communities	1998 Québec Health and Social Survey
2008-2009	Regional Profiles of Quebec's English-speaking Communities: Selected 1996-2006 Census Findings	1996 and 2006 Census
2009-2010	Demographic Profiles of Quebec's English-speaking Communities for Selected CSSS Territories	1996 and 2006 Census
2010-2011	English-Language Health and Social Services Access in Québec	2010 CHSSN-CROP Survey on Community Vitality
2010-2011	2010-2011 Companion Report – Comparison of French and English respondents to the 2010 CROP survey	2010 CHSSN-CROP Survey on Community Vitality
2011-2012	Socio-economic Profiles of English-speaking Visible Minority Population by Quebec Health Region	2006 Census of Canada
2012-2013	Quebec's English-speaking Community Networks and their Partners in Public Health and Social Services	Survey of NPI organizations and interviews
2013-2014	Demographic Profiles of Quebec's English-speaking Communities for Selected CSSS Territories	2011 Census of Canada; 2011 National Household Survey
2014-2015	Canadian Community Health Survey (2011-2012) / Findings related to the Mental and Emotional Health of Quebec's English-speaking Communities	Canadian Community Health Survey, 2011-2012
2015-2016	English-Language Health and Social Services Access in Québec	2015 CHSSN-CROP Survey on Community Vitality
2015-2016	2015 CHSSN-CROP Survey on Community Vitality / Findings on English-speaking Community Vitality Across Key Sectors	2015 CHSSN-CROP Survey on Community Vitality
2016-2017	Demographic Summaries for English-speaking Populations Across Quebec's RTS Territories (2011)	2011 Census of Canada; 2011 National Household Survey
2017-2018	Demographic Profiles of Quebec's English-speaking Communities for Selected RLS Territories	2016 Census of Canada
2018-2019	Socio-demographic Profile of Children Aged 0 to 5 and their Parents	2016 Census of Canada
2018-2019	English-language Health and Social Service Access in Quebec	2019 CHSSN-CROP Community Health and Social Survey
2019 -2021	Gender Based Socio-demographic Profiles	2016 Census of Canada
2019 -2021	Time Series Report: CHSSN/CROP Surveys 2005-2019	2005-2019 CHSSN CROP Community Health and Social Surveys
2021-2022	Socio-demographic Characteristics of Visible Minorities in Quebec's English-speaking Communities	2016 Census of Canada
2022-2023	Demographic Profiles of Quebec's English-speaking Communities	2021 Census of Canada

## Sources and References

- Access Alliance Multicultural Health and Community. (2021). *Investing in Language Access to Optimize Health System Performance. A Review of the Literature*.  
[https://accessalliance.ca/wp-content/uploads/2021/06/Access\\_Alliance\\_Investing\\_in\\_Language\\_Access\\_to\\_Optimize\\_Health\\_System\\_Performance.pdf](https://accessalliance.ca/wp-content/uploads/2021/06/Access_Alliance_Investing_in_Language_Access_to_Optimize_Health_System_Performance.pdf)
- Bowen, S. (2015) for Société Santé en Français (SSF). *Impact of Language Barriers on Quality and Safety of Healthcare*. <http://santefrancais.ca/wp-content/uploads/SSF-Bowen-S.-Language-Barriers-Study-1.pdf>
- Bowen, S. (2001). *Language Barriers in Access to Health Care*, Ottawa: Health Canada.
- Bowen, S., Gibbons, M., Roy, J. and Edwards, J. (2010). From ‘multicultural health’ to ‘knowledge translation’ – rethinking strategies to promote language access within a risk management framework. *The Journal of Specialized Translation (Jostrans)*, Issue 14,  
[http://www.jostrans.org/issue14/art\\_bowen.php](http://www.jostrans.org/issue14/art_bowen.php).
- Bowen, S. (2015) for Société Santé en Français (SSF). *Impact of Language Barriers on Quality and Safety of Healthcare*. <http://santefrancais.ca/wp-content/uploads/SSF-Bowen-S.-Language-Barriers-Study-1.pdf>
- Consultative Committee for English-speaking Minority Communities (CCESMC) 2002, *Report to the Federal Minister of Health*, Ottawa: Health Canada.
- Denis, J.L., Potvin, L., Rochon, J. *et al.* (2020) “On redesigning public health in Québec: lessons learned from the pandemic”. *Canadian Journal of Public Health* **111**, 912–920.  
<https://doi.org/10.17269/s41997-020-00419-x>
- Genereux, M., Roy, M., Pare, C., and Levesque, J. (2020). *Strengthening the Adaptive Capacities of Individuals and Communities in Times of Pandemic: The Key Role of the Sense of Coherence*.  
[https://refips.org/wp-content/uploads/2020/12/COVID19\\_SOC\\_UIPES\\_REFIPS\\_final.pdf](https://refips.org/wp-content/uploads/2020/12/COVID19_SOC_UIPES_REFIPS_final.pdf)
- Pocock, J. (2008). *Baseline Data Report 2007-2008. Quebec’s Social and Health Survey Information*. Community Health and Social Services Network. (CHSSN). [www.chssn.org](http://www.chssn.org)
- Public Health Agency of Canada. “What Determines Health?” [www.phac-aspc.gc.ca/ph-sp/determinants/index-eng.php](http://www.phac-aspc.gc.ca/ph-sp/determinants/index-eng.php)
- Raphael, D., Bryant, T., Mikkonen, J. and Raphael, A. (2020). *Social Determinants of Health: The Canadian Facts*. (2<sup>nd</sup> edition) / *Déterminants sociaux de la santé : les réalités canadiennes*, (2<sup>e</sup> édition). Oshawa: Ontario Tech University Faculty of Health Sciences and Toronto: York University School of Health Policy and Management. <https://thecanadianfacts.org/>
- Reaume, M., Batista, R., Talarico, R. ...*et* Tanuseputro, P. (2020) “The impact of hospital language on the rate of in-hospital harm. A retrospective cohort study of home care recipients in Ontario, Canada”. *BMC Health Services Research* **20**, 340  
<https://doi.org/10.1186/s12913-020-05213-6>

- Sanderson, D. (2020). Language Related Difficulties Experienced by Caregivers of English-Speaking Seniors in Quebec. *SAGE Open*, 10(3). <https://doi.org/10.1177/2158244020951261>
- World Health Organization and Calouste Gulbenkian Foundation. (2014) *Social Determinants of Mental Health*. Geneva, World Health Organization, ISBN 978 92 4 150680 9.
- Yang, F. and Aitken, N. (2021). *People living in apartments and larger households were at higher risk of dying from COVID-19 during the first wave of the pandemic*. Statistics Canada. <https://www150.statcan.gc.ca/n1/pub/45-28-0001/2021001/article/00004-eng.htm> accessed February 2023.