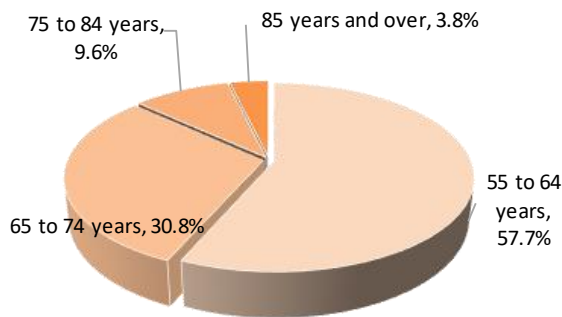


# Nord-du-Québec - Population Aged 55 Years And Over, 2021

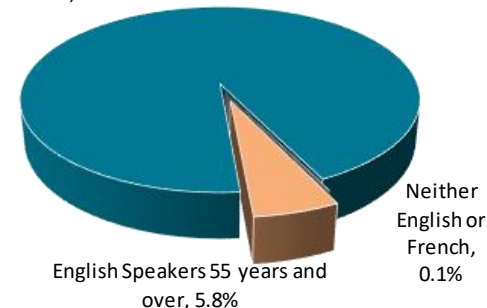
English-speaking Population 55+ by Age




Nord-du-Québec - Population Aged 55 years and over

Characteristics	English Speakers		French Speakers	
	Total	%	Total	%
Total Population	1,835	12.4%	12,975	87.6%
Aged 55 years and over	260	14.2%	4,505	34.7%
In Private Households	270	15.4%	4,375	33.9%
Lone Parent Family	30	11.1%	160	3.7%
Living Alone	25	9.3%	1,030	23.5%
Recent inter-prov.	-	-	-	-
Recent immigrants	-	-	10	-
Below LICO	-	-	140	3.2%
Low Education	170	64.2%	2,465	56.3%
High Education	15	-	215	4.9%
In Labour Force	115	43.4%	1,855	42.4%
Unemployed	15	-	120	6.5%
Out of Labour Force	150	56.6%	2,515	57.5%
Income under \$20k	50	18.9%	815	18.6%
Income over \$50k	110	41.5%	1,690	38.6%

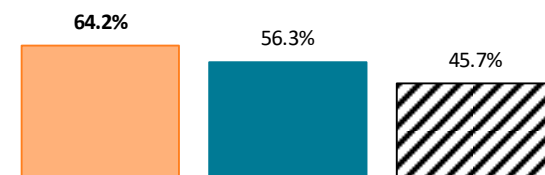
Proportion of English Speakers  
French Speakers 55 years and over, 94.1%



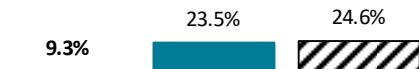
Lone Parent Family (55 years and over)



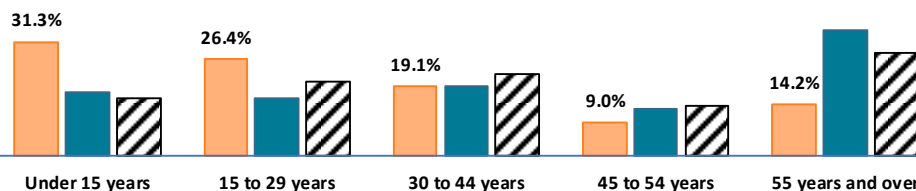
Low Education (55 years and over)



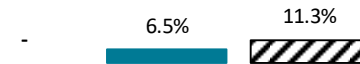
Living Alone (55 years and over)



Age Structure



Unemployment (55 years and over)



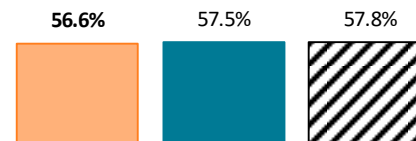
Recent Immigrants (55 years and over)



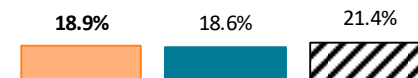
Below LICO (55 years and over)



Out of the Labour Force (55 years and over)



Low Income (55 years and over)



**Legend**  
■ Local English speakers    ■ Local French speakers     Quebec's English speakers

