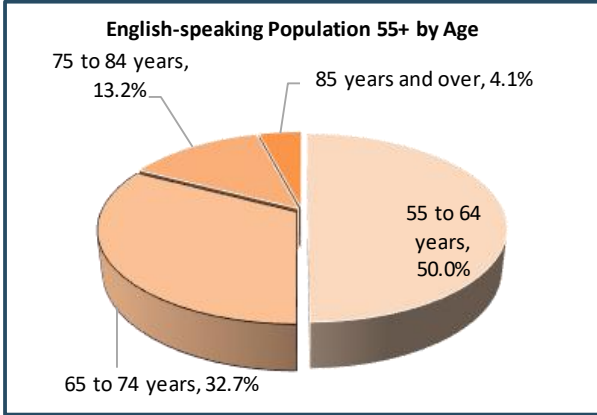
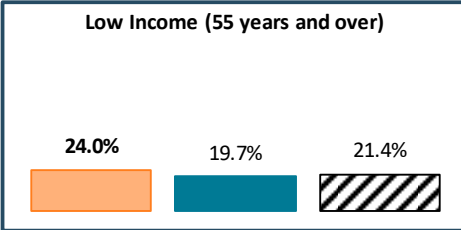
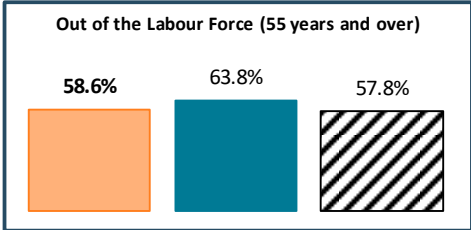
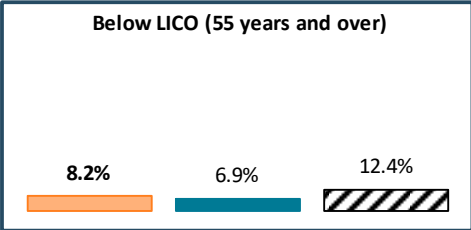
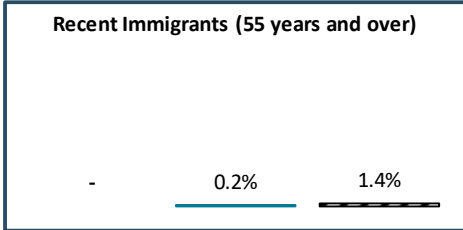
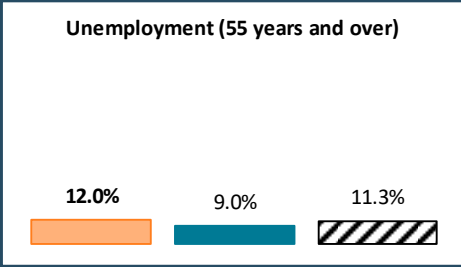
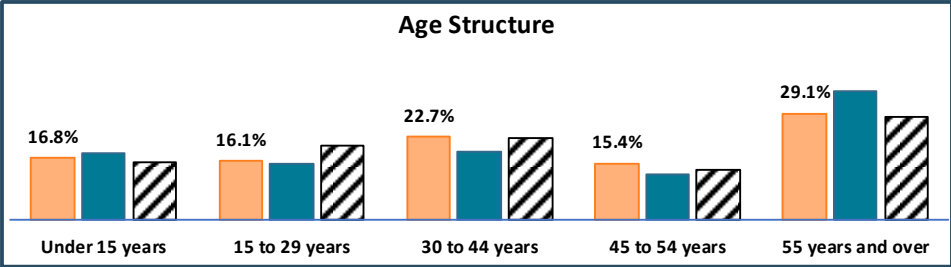
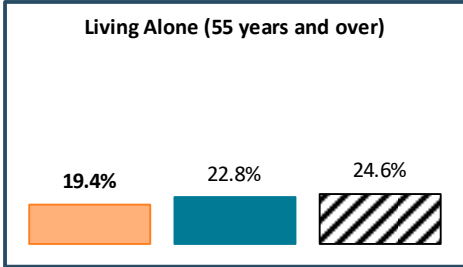
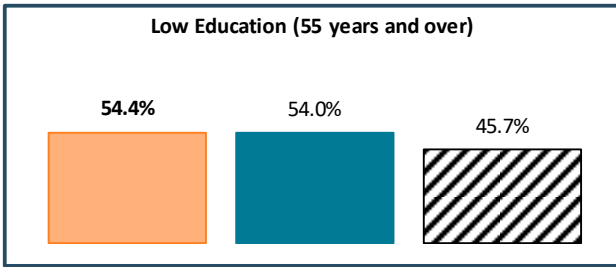
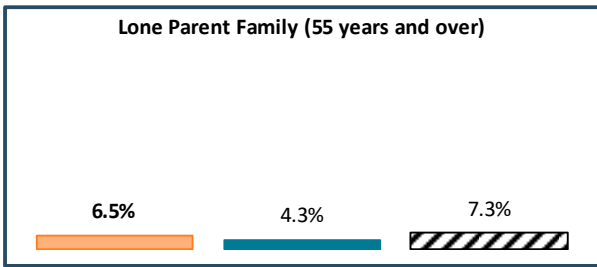



RTS de Lanaudière - Population Aged 55 Years And Over, 2021



RTS de Lanaudière - Population Aged 55 years and over

Characteristics	English Speakers		French Speakers	
	Total	%	Total	%
Total Population	17,485	3.3%	505,255	96.4%
Aged 55 years and over	5,095	29.1%	177,895	35.2%
In Private Households	4,960	28.1%	173,465	34.7%
Lone Parent Family	320	6.5%	7,460	4.3%
Living Alone	960	19.4%	39,610	22.8%
Recent inter-prov.	110	2.2%	285	0.2%
Recent immigrants	20	-	325	0.2%
Below LICO	405	8.2%	11,960	6.9%
Low Education	2,695	54.4%	93,740	54.0%
High Education	685	13.8%	18,095	10.4%
In Labour Force	2,050	41.4%	62,820	36.2%
Unemployed	245	12.0%	5,635	9.0%
Out of Labour Force	2,905	58.6%	110,650	63.8%
Income under \$20k	1,190	24.0%	34,120	19.7%
Income over \$50k	1,395	28.2%	51,960	30.0%



Legend
■ Local English speakers
 ■ Local French speakers
 Quebec's English speakers



JPocock Research Consulting. 2021 Census. Statistics Canada. Population in private households (25% sample) except for total population and age tabulations which include non-institutional collective dwellings (100% sample).