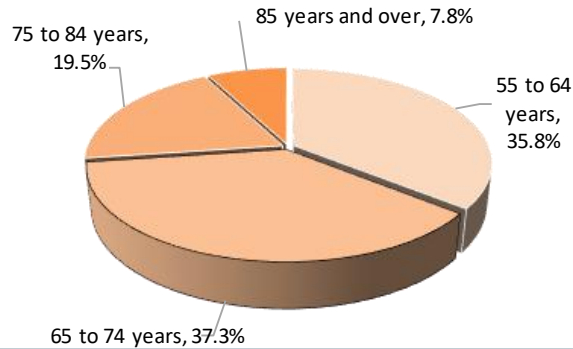


RTS de la Gaspésie - Population Aged 55 Years And Over, 2021

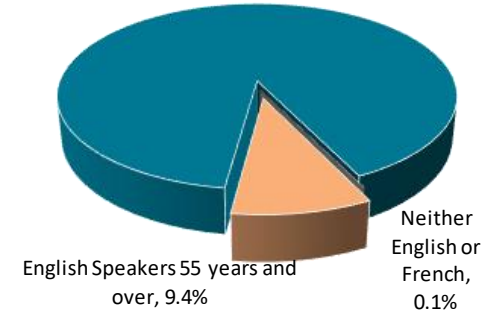
English-speaking Population 55+ by Age



RTS de la Gaspésie - Population Aged 55 years and over

Characteristics	English Speakers		French Speakers	
	Total	%	Total	%
Total Population	7,075	9.3%	68,885	90.6%
Aged 55 years and over	3,340	47.2%	33,615	48.8%
In Private Households	3,395	48.5%	32,790	48.1%
Lone Parent Family	185	5.4%	1,780	5.4%
Living Alone	915	27.0%	8,565	26.1%
Recent inter-prov.	175	5.1%	105	0.3%
Recent immigrants	-	-	25	0.1%
Below LICO	205	6.2%	1,360	4.2%
Low Education	2,385	70.1%	18,535	56.5%
High Education	275	8.1%	2,850	8.7%
In Labour Force	1,005	29.6%	10,485	32.0%
Unemployed	195	19.4%	1,670	15.9%
Out of Labour Force	2,390	70.3%	22,305	68.0%
Income under \$20k	890	26.2%	7,260	22.1%
Income over \$50k	660	19.4%	7,015	21.4%

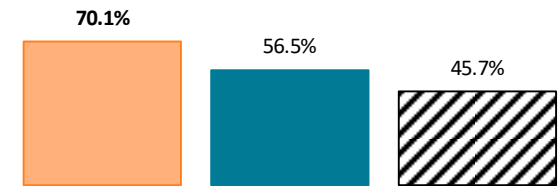
Proportion of English Speakers French Speakers 55 years and over, 90.6%



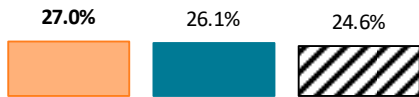
Lone Parent Family (55 years and over)



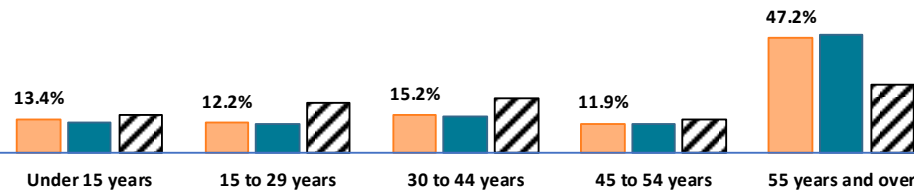
Low Education (55 years and over)




Living Alone (55 years and over)



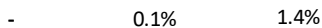
Age Structure



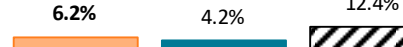
Unemployment (55 years and over)



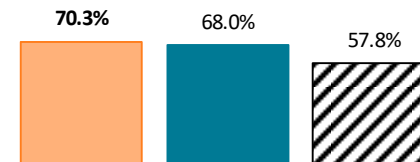
Recent Immigrants (55 years and over)



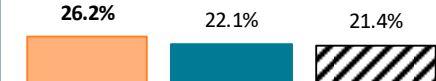
Below LICO (55 years and over)



Out of the Labour Force (55 years and over)



Low Income (55 years and over)



Legend
■ Local English speakers ■ Local French speakers ■ Quebec's English speakers

