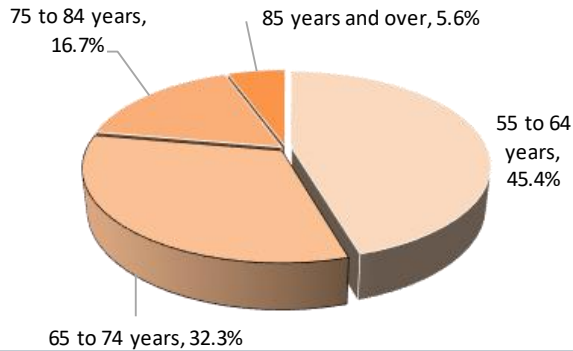


RTS de la Montérégie-Est - Population Aged 55 Years And Over, 2021

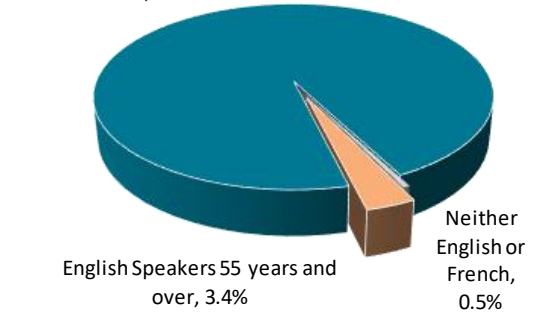
English-speaking Population 55+ by Age



RTS de la Montérégie-Est - Population Aged 55 years and over

Characteristics	English Speakers		French Speakers	
	Total	%	Total	%
Total Population	24,640	4.7%	501,300	94.9%
Aged 55 years and over	6,515	26.4%	179,185	35.7%
In Private Households	6,140	25.5%	174,590	35.2%
Lone Parent Family	390	6.4%	7,810	4.5%
Living Alone	1,345	21.9%	45,290	25.9%
Recent inter-prov.	70	1.1%	370	0.2%
Recent immigrants	75	1.2%	490	0.3%
Below LICO	645	10.5%	13,695	7.8%
Low Education	2,475	40.3%	80,975	46.4%
High Education	1,730	28.2%	31,655	18.1%
In Labour Force	2,550	41.5%	64,840	37.1%
Unemployed	220	8.6%	5,430	8.4%
Out of Labour Force	3,585	58.4%	109,745	62.9%
Income under \$20k	1,235	20.1%	29,695	17.0%
Income over \$50k	2,285	37.2%	61,940	35.5%

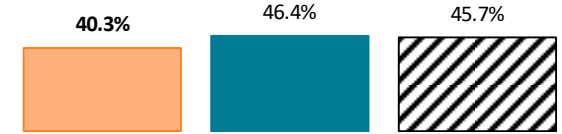
Proportion of English Speakers
French Speakers 55 years and over, 96.2%



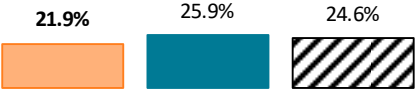
Lone Parent Family (55 years and over)



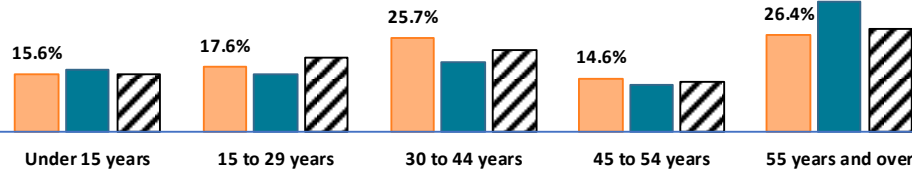
Low Education (55 years and over)



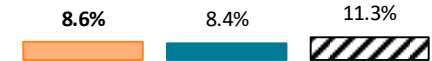
Living Alone (55 years and over)




Age Structure



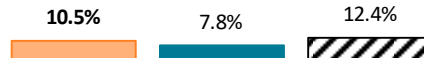
Unemployment (55 years and over)



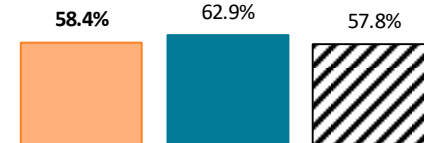
Recent Immigrants (55 years and over)



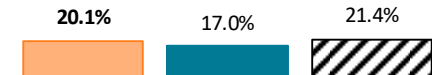
Below LICO (55 years and over)



Out of the Labour Force (55 years and over)



Low Income (55 years and over)



Legend
■ Local English speakers
 ■ Local French speakers
 Quebec's English speakers

