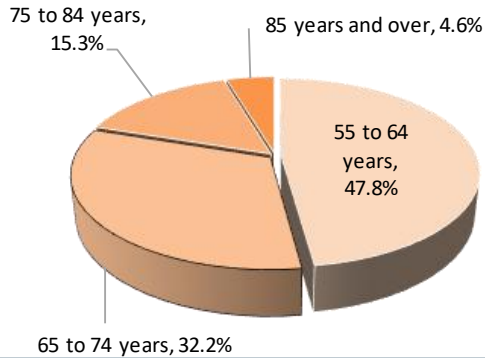


RTS de la Montérégie-Ouest - Population Aged 55 Years And Over, 2021

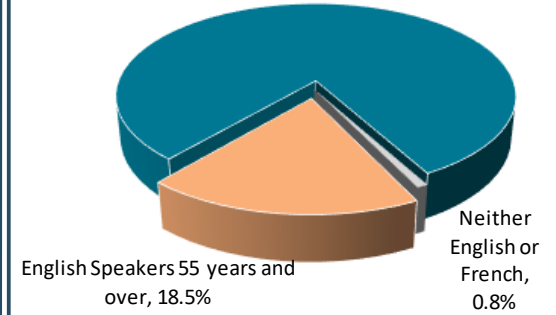
English-speaking Population 55+ by Age



RTS de la Montérégie-Ouest - Population Aged 55 years and over

Characteristics	English Speakers		French Speakers	
	Total	%	Total	%
Total Population	100,150	21.5%	362,310	77.9%
Aged 55 years and over	27,560	27.5%	122,380	33.8%
In Private Households	27,350	27.4%	119,235	33.3%
Lone Parent Family	1,775	6.5%	5,610	4.7%
Living Alone	5,445	19.9%	27,510	23.1%
Recent inter-prov.	500	1.8%	385	0.3%
Recent immigrants	275	1.0%	160	0.1%
Below LICO	1,860	6.8%	7,745	6.5%
Low Education	13,115	48.0%	63,200	53.0%
High Education	5,170	18.9%	14,615	12.3%
In Labour Force	12,080	44.2%	46,015	38.6%
Unemployed	1,075	8.9%	3,725	8.1%
Out of Labour Force	15,270	55.8%	73,220	61.4%
Income under \$20k	5,735	21.0%	21,705	18.2%
Income over \$50k	9,535	34.9%	39,600	33.2%

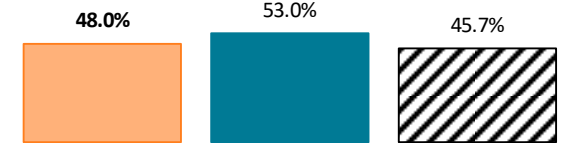
Proportion of English Speakers French Speakers 55 years and over, 80.7%



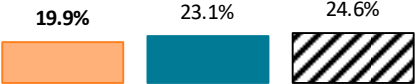
Lone Parent Family (55 years and over)



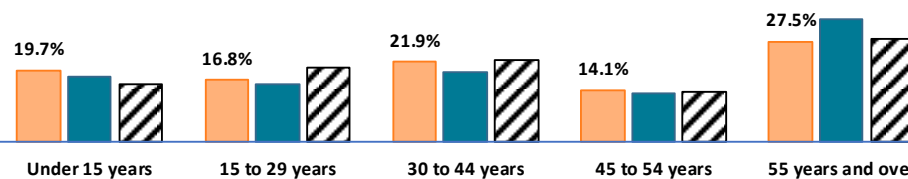
Low Education (55 years and over)



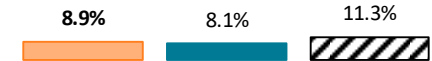
Living Alone (55 years and over)




Age Structure




Unemployment (55 years and over)



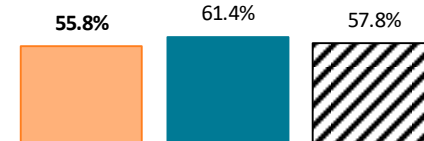
Recent Immigrants (55 years and over)



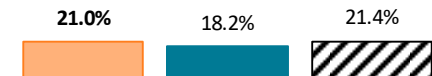
Below LICO (55 years and over)



Out of the Labour Force (55 years and over)



Low Income (55 years and over)



Legend
■ Local English speakers ■ Local French speakers Quebec's English speakers

