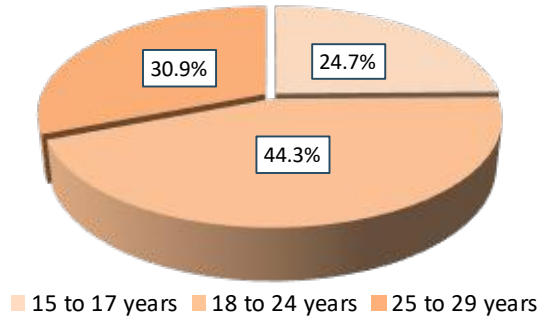


Nord-du-Québec - Population Aged 15 to 29 Years, 2021

Distribution of English-speaking Population Aged 15-29 Years

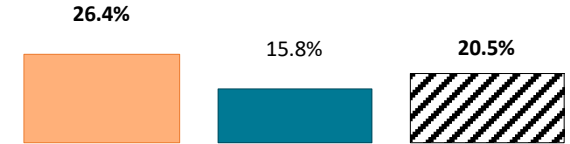


15 to 17 years 18 to 24 years 25 to 29 years

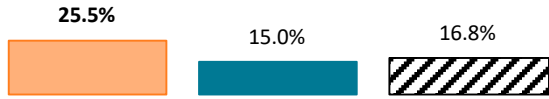
Nord-du-Québec - Population Aged 15 to 29 Years

Characteristics	English Speakers		French Speakers	
	Total	%	Total	%
Total Population	1,835	12.4%	12,975	87.6%
Aged 15 to 29 years	485	26.4%	2,055	15.8%
Lone Parent Family	120	25.5%	310	15.0%
Living Alone	20	4.3%	190	9.2%
Recent Inter-prov.	15	-	10	-
Recent Immigrants	10	-	40	1.9%
Visible Minority	10	-	65	3.2%
Below LICO	10	-	40	1.9%
Low Education	375	80.6%	1,065	51.6%
High Education	10	-	165	8.0%
In Labour Force	225	48.4%	1,505	72.9%
Unemployed	30	13.3%	60	4.0%
Out of Labour Force	245	52.7%	560	27.1%
Income under \$20k	215	46.2%	890	43.1%
Income over \$50k	95	20.4%	575	27.8%

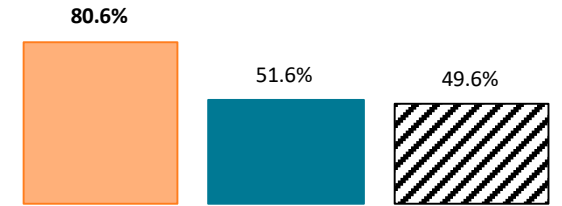
Proportion of the Population Aged 15 to 29




Lone Parent Family (15 to 29 years)



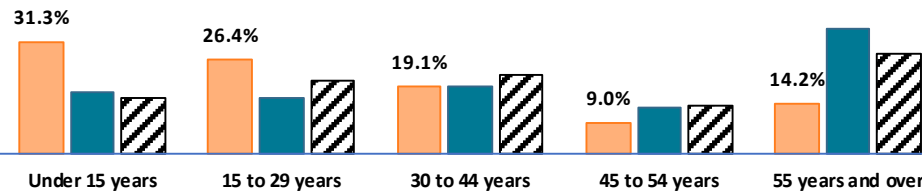
Low Education (15 to 29 years)



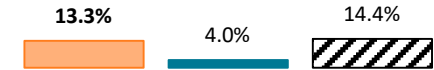
Visible Minority (15 to 29 years)



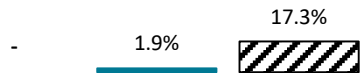
Age Structure



Unemployment (15 to 29 years)



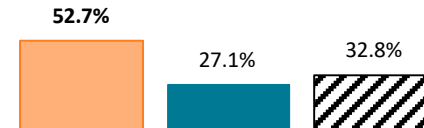
Recent Immigrants (15 to 29 years)



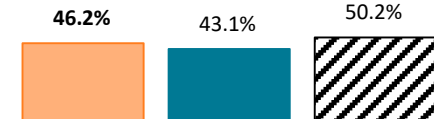
Below LICO (15 to 29 years)



Out of the Labour Force (15 to 29 years)



Income under \$20k (15 to 29 years)



Legend
■ Local English speakers ■ Local French speakers ■ Québec's English speakers

