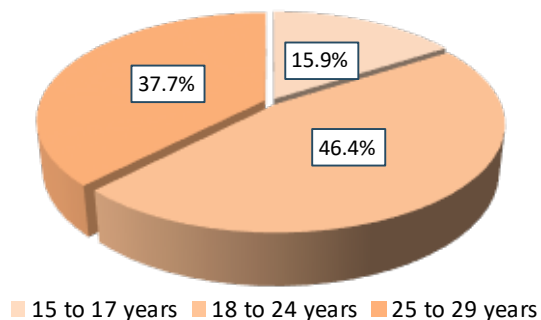


Québec - Population Aged 15 to 29 Years, 2021

Distribution of English-speaking Population Aged 15-29 Years



Québec - Population Aged 15 to 29 Years

Characteristics	English Speakers		French Speakers	
	Total	%	Total	%
Total Population	1,253,580	14.9%	7,074,330	84.1%
Aged 15 to 29 years	256,835	20.5%	1,153,425	16.3%
Lone Parent Family	43,075	16.8%	205,050	17.8%
Living Alone	26,535	10.4%	113,910	9.9%
Recent Inter-prov.	16,320	6.4%	7,755	0.7%
Recent Immigrants	44,420	17.3%	61,025	5.3%
Visible Minority	110,545	43.1%	192,185	16.7%
Below LICO	45,430	18.1%	99,055	8.7%
Low Education	127,060	49.6%	583,795	50.8%
High Education	61,115	23.8%	185,220	16.1%
In Labour Force	172,215	67.2%	858,510	74.7%
Unemployed	24,820	14.4%	76,975	9.0%
Out of Labour Force	84,035	32.8%	290,370	25.3%
Income under \$20k	128,650	50.2%	494,770	43.1%
Income over \$50k	29,340	11.4%	179,905	15.7%

Proportion of the Population Aged 15 to 29



Lone Parent Family (15 to 29 years)



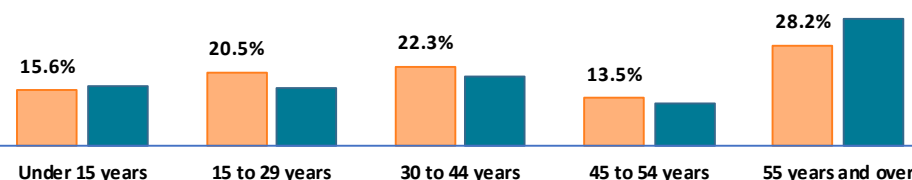
Low Education (15 to 29 years)



Visible Minority (15 to 29 years)



Age Structure



Unemployment (15 to 29 years)



Recent Immigrants (15 to 29 years)



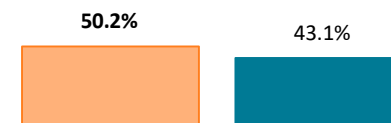
Below LICO (15 to 29 years)



Out of the Labour Force (15 to 29 years)



Income under \$20k (15 to 29 years)



Legend

English speakers

French speakers

