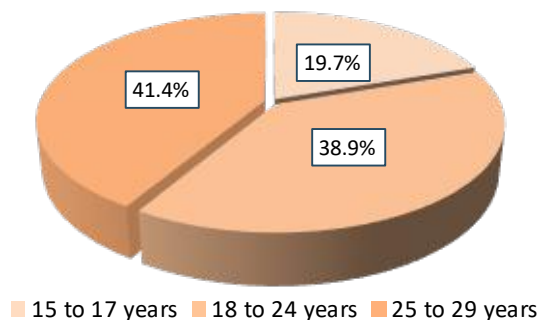


RTS de Chaudière-Appalaches - Population Aged 15 to 29 Years, 2021

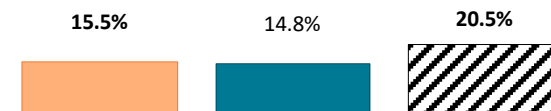
Distribution of English-speaking Population Aged 15-29 Years



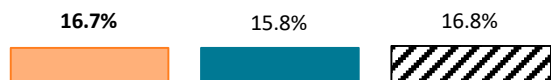
RTS de Chaudière-Appalaches - Population Aged 15 to 29 Years

Characteristics	English Speakers		French Speakers	
	Total	%	Total	%
Total Population	5,055	1.2%	421,865	98.6%
Aged 15 to 29 years	785	15.5%	62,235	14.8%
Lone Parent Family	135	16.7%	9,820	15.8%
Living Alone	105	13.0%	5,250	8.4%
Recent Inter-prov.	85	10.5%	205	0.3%
Recent Immigrants	105	13.0%	1,065	1.7%
Visible Minority	175	21.6%	1,945	3.1%
Below LICO	70	8.6%	1,930	3.1%
Low Education	425	52.5%	31,490	50.7%
High Education	115	14.2%	7,465	12.0%
In Labour Force	600	74.1%	50,805	81.7%
Unemployed	70	11.7%	2,895	5.7%
Out of Labour Force	205	25.3%	11,355	18.3%
Income under \$20k	340	42.0%	24,255	39.0%
Income over \$50k	130	16.0%	11,550	18.6%

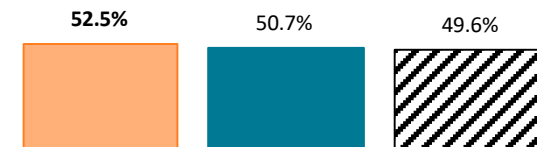
Proportion of the Population Aged 15 to 29



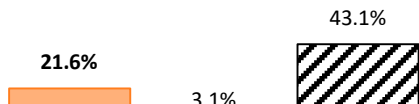
Lone Parent Family (15 to 29 years)



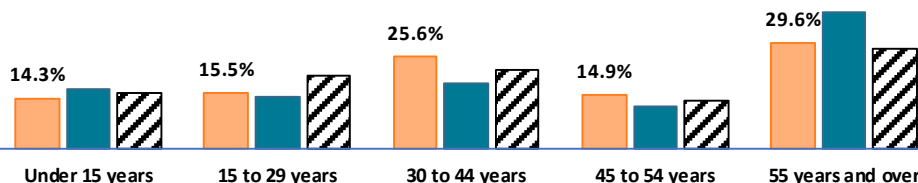
Low Education (15 to 29 years)



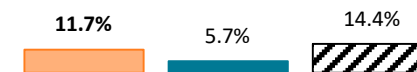
Visible Minority (15 to 29 years)



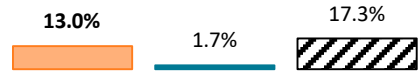
Age Structure




Unemployment (15 to 29 years)



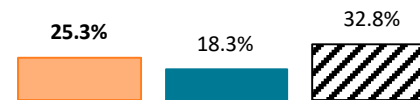
Recent Immigrants (15 to 29 years)



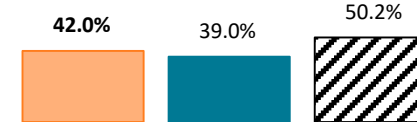
Below LICO (15 to 29 years)



Out of the Labour Force (15 to 29 years)



Income under \$20k (15 to 29 years)



Legend
■ Local English speakers ■ Local French speakers ■ Québec's English speakers

