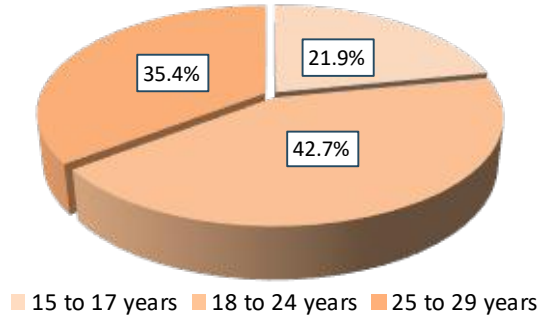


RTS de Lanaudière - Population Aged 15 to 29 Years, 2021

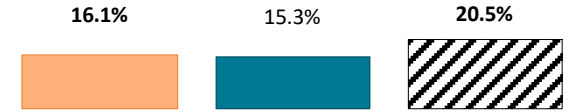
Distribution of English-speaking Population Aged 15-29 Years



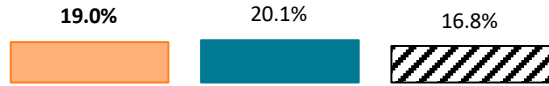
RTS de Lanaudière - Population Aged 15 to 29 Years

Characteristics	English Speakers		French Speakers	
	Total	%	Total	%
Total Population	17,485	3.3%	505,255	96.4%
Aged 15 to 29 years	2,810	16.1%	77,135	15.3%
Lone Parent Family	565	19.0%	15,425	20.1%
Living Alone	130	4.4%	4,500	5.9%
Recent Inter-prov.	80	2.7%	175	0.2%
Recent Immigrants	150	5.0%	735	1.0%
Visible Minority	955	32.0%	9,010	11.7%
Below LICO	125	4.2%	2,545	3.3%
Low Education	1,770	59.4%	44,020	57.2%
High Education	300	10.1%	6,780	8.8%
In Labour Force	1,960	65.8%	57,755	75.1%
Unemployed	240	12.2%	4,685	8.1%
Out of Labour Force	1,020	34.2%	19,165	24.9%
Income under \$20k	1,350	45.3%	32,295	42.0%
Income over \$50k	390	13.1%	12,365	16.1%

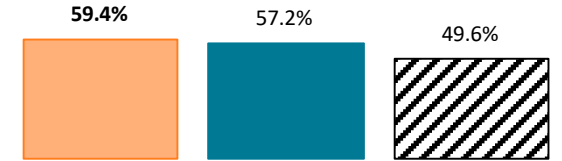
Proportion of the Population Aged 15 to 29



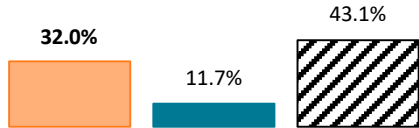
Lone Parent Family (15 to 29 years)



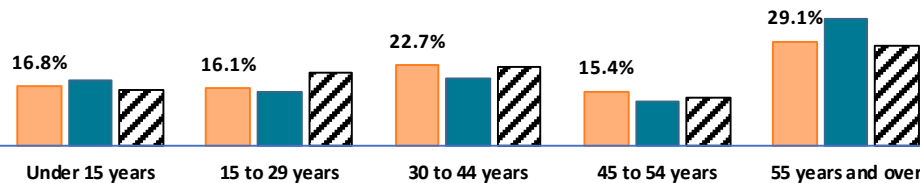
Low Education (15 to 29 years)



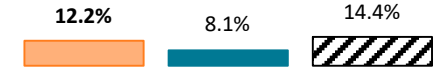
Visible Minority (15 to 29 years)




Age Structure



Unemployment (15 to 29 years)



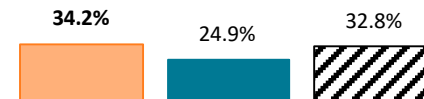
Recent Immigrants (15 to 29 years)



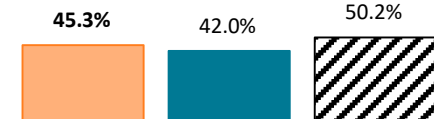
Below LICO (15 to 29 years)



Out of the Labour Force (15 to 29 years)



Income under \$20k (15 to 29 years)



Legend
■ Local English speakers ■ Local French speakers Québec's English speakers

