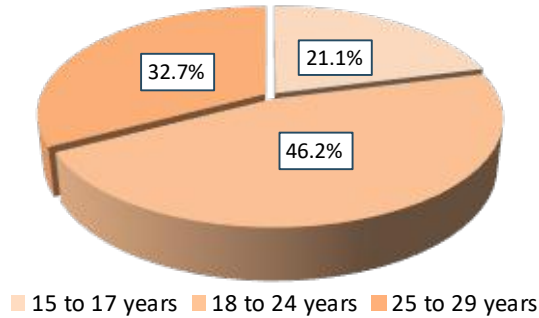


RTS de Laval - Population Aged 15 to 29 Years, 2021

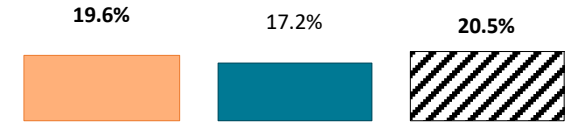
Distribution of English-speaking Population Aged 15-29 Years



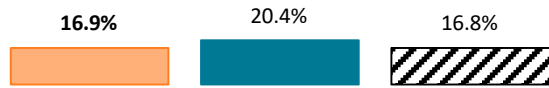
RTS de Laval - Population Aged 15 to 29 Years

Characteristics	English Speakers		French Speakers	
	Total	%	Total	%
Total Population	104,525	24.0%	321,320	73.9%
Aged 15 to 29 years	20,445	19.6%	55,380	17.2%
Lone Parent Family	3,405	16.9%	11,360	20.4%
Living Alone	600	3.0%	2,900	5.2%
Recent Inter-prov.	235	1.2%	185	0.3%
Recent Immigrants	1,470	7.3%	2,115	3.8%
Visible Minority	7,405	36.9%	22,470	40.3%
Below LICO	1,095	5.5%	2,865	5.1%
Low Education	10,595	52.7%	29,640	53.2%
High Education	3,420	17.0%	8,665	15.5%
In Labour Force	13,350	66.5%	38,675	69.4%
Unemployed	1,985	14.9%	4,575	11.8%
Out of Labour Force	6,735	33.5%	17,080	30.6%
Income under \$20k	9,985	49.7%	27,285	48.9%
Income over \$50k	2,085	10.4%	6,475	11.6%

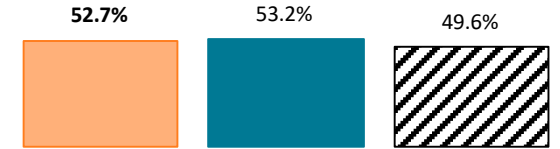
Proportion of the Population Aged 15 to 29



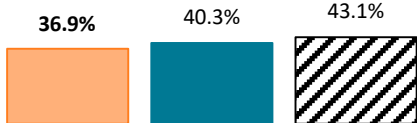
Lone Parent Family (15 to 29 years)



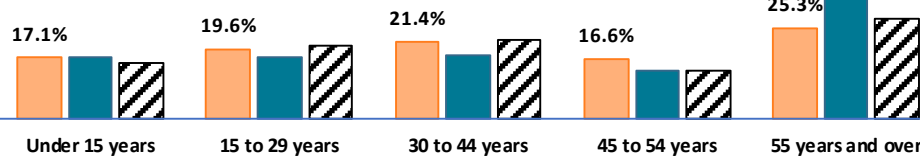
Low Education (15 to 29 years)



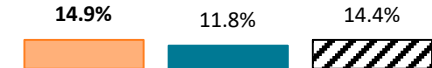
Visible Minority (15 to 29 years)



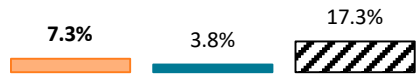
Age Structure



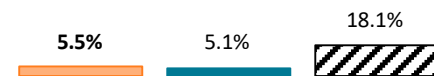
Unemployment (15 to 29 years)



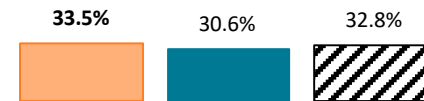
Recent Immigrants (15 to 29 years)



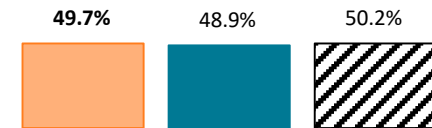
Below LICO (15 to 29 years)



Out of the Labour Force (15 to 29 years)



Income under \$20k (15 to 29 years)



Legend
■ Local English speakers ■ Local French speakers ■ Québec's English speakers

