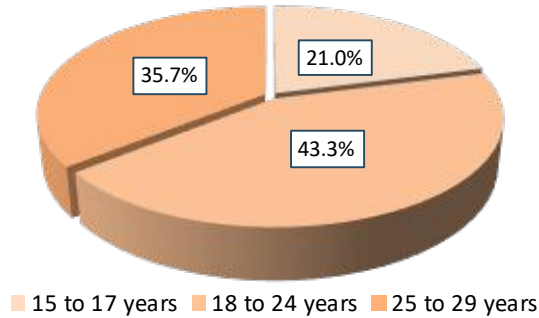


RTS de l'Abitibi-Témiscamingue - Population Aged 15 to 29 Years, 2021

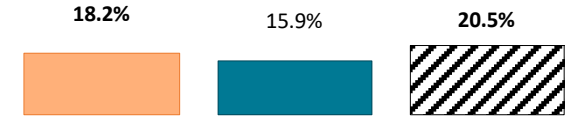
Distribution of English-speaking Population Aged 15-29 Years



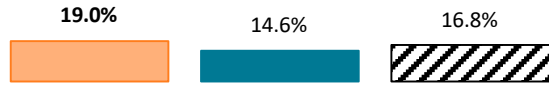
RTS de l'Abitibi-Témiscamingue - Population Aged 15 to 29 Years

Characteristics	English Speakers		French Speakers	
	Total	%	Total	%
Total Population	5,765	4.0%	139,820	96.0%
Aged 15 to 29 years	1,050	18.2%	22,295	15.9%
Lone Parent Family	200	19.0%	3,245	14.6%
Living Alone	90	8.5%	2,670	12.0%
Recent Inter-prov.	110	10.4%	160	0.7%
Recent Immigrants	45	4.2%	330	1.5%
Visible Minority	90	8.5%	535	2.4%
Below LICO	70	8.6%	790	3.6%
Low Education	720	68.2%	11,690	52.6%
High Education	80	7.6%	2,255	10.1%
In Labour Force	640	60.7%	17,275	77.7%
Unemployed	60	9.4%	970	5.6%
Out of Labour Force	420	39.8%	4,975	22.4%
Income under \$20k	545	51.7%	8,630	38.8%
Income over \$50k	160	15.2%	5,655	25.4%

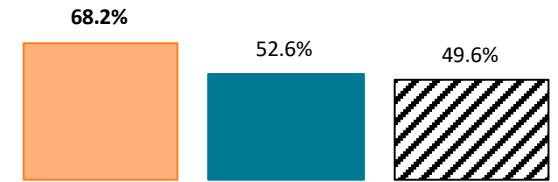
Proportion of the Population Aged 15 to 29



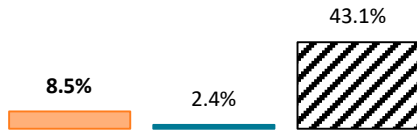
Lone Parent Family (15 to 29 years)



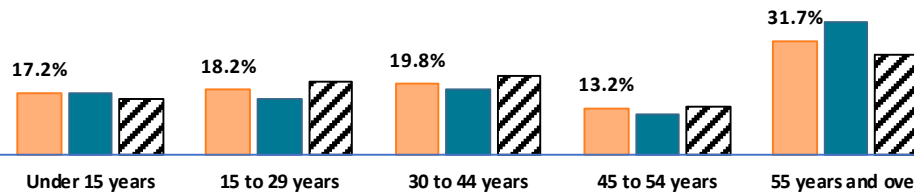
Low Education (15 to 29 years)



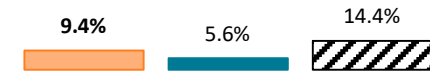
Visible Minority (15 to 29 years)




Age Structure



Unemployment (15 to 29 years)



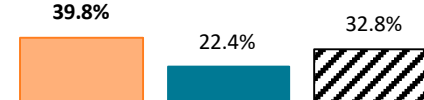
Recent Immigrants (15 to 29 years)



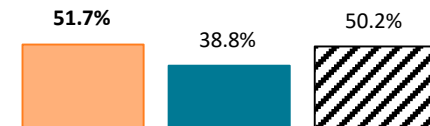
Below LICO (15 to 29 years)



Out of the Labour Force (15 to 29 years)



Income under \$20k (15 to 29 years)



Legend
■ Local English speakers ■ Local French speakers ■ Québec's English speakers

