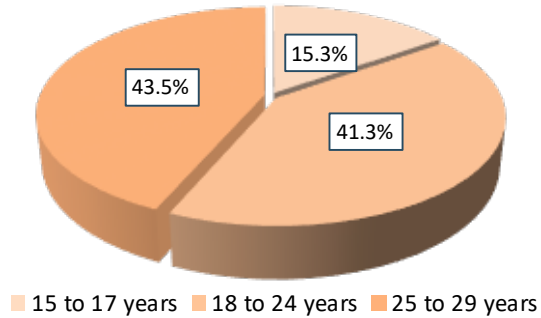


RTS de la Capitale-Nationale - Population Aged 15 to 29 Years, 2021

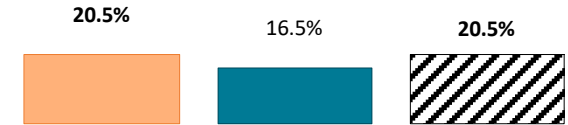
Distribution of English-speaking Population Aged 15-29 Years



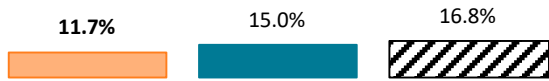
RTS de la Capitale-Nationale - Population Aged 15 to 29 Years

Characteristics	English Speakers		French Speakers	
	Total	%	Total	%
Total Population	17,565	2.3%	728,220	97.4%
Aged 15 to 29 years	3,600	20.5%	120,415	16.5%
Lone Parent Family	440	11.7%	17,725	15.0%
Living Alone	600	16.0%	15,440	13.0%
Recent Inter-prov.	535	14.3%	790	0.7%
Recent Immigrants	840	22.4%	5,560	4.7%
Visible Minority	1,455	38.8%	10,900	9.2%
Below LICO	665	17.8%	11,590	9.8%
Low Education	1,790	47.7%	53,290	45.0%
High Education	1,040	27.7%	24,115	20.4%
In Labour Force	2,640	70.4%	93,705	79.1%
Unemployed	310	11.7%	8,435	9.0%
Out of Labour Force	1,115	29.7%	24,710	20.9%
Income under \$20k	1,725	46.0%	45,545	38.5%
Income over \$50k	575	15.3%	21,050	17.8%

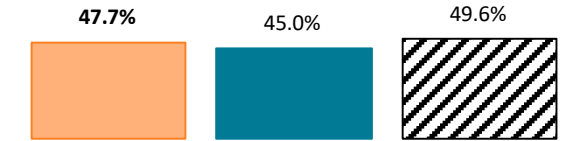
Proportion of the Population Aged 15 to 29




Lone Parent Family (15 to 29 years)



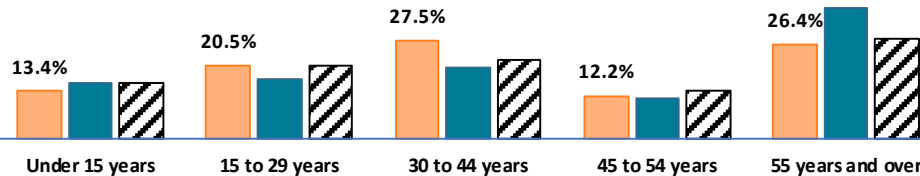
Low Education (15 to 29 years)



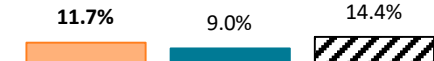
Visible Minority (15 to 29 years)



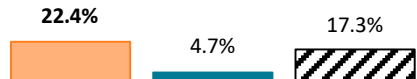
Age Structure



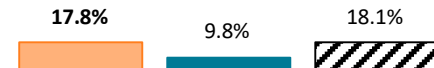
Unemployment (15 to 29 years)



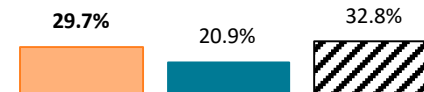
Recent Immigrants (15 to 29 years)



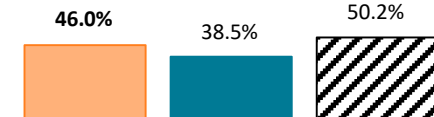
Below LICO (15 to 29 years)



Out of the Labour Force (15 to 29 years)



Income under \$20k (15 to 29 years)



Legend
■ Local English speakers ■ Local French speakers ■ Québec's English speakers

