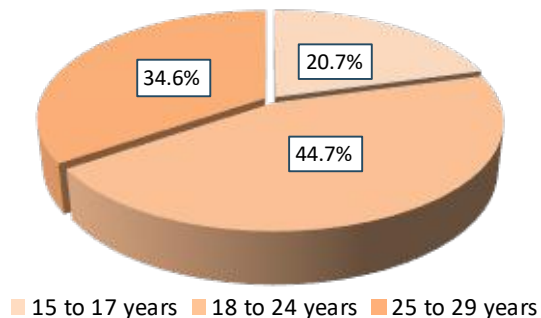


# RTS de la Côte-Nord - Population Aged 15 to 29 Years, 2021

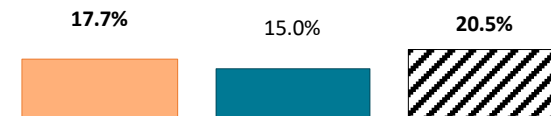
Distribution of English-speaking Population Aged 15-29 Years



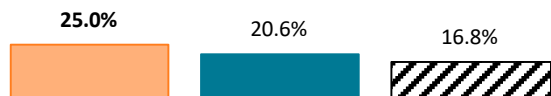
RTS de la Côte-Nord - Population Aged 15 to 29 Years

Characteristics	English Speakers		French Speakers	
	Total	%	Total	%
Total Population	5,300	6.1%	81,805	93.6%
Aged 15 to 29 years	940	17.7%	12,250	15.0%
Lone Parent Family	230	25.0%	2,500	20.6%
Living Alone	50	5.4%	1,290	10.6%
Recent Inter-prov.	35	3.8%	20	-
Recent Immigrants	10	-	130	1.1%
Visible Minority	30	3.3%	245	2.0%
Below LICO	-	-	330	3.1%
Low Education	615	67.2%	7,150	59.0%
High Education	30	3.3%	975	8.0%
In Labour Force	530	57.9%	8,450	69.7%
Unemployed	105	19.8%	620	7.3%
Out of Labour Force	385	42.1%	3,675	30.3%
Income under \$20k	425	46.4%	5,195	42.9%
Income over \$50k	165	18.0%	2,695	22.2%

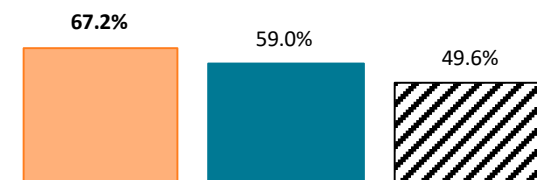
Proportion of the Population Aged 15 to 29



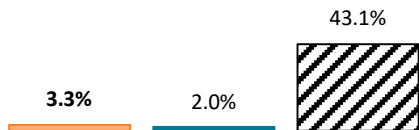
Lone Parent Family (15 to 29 years)



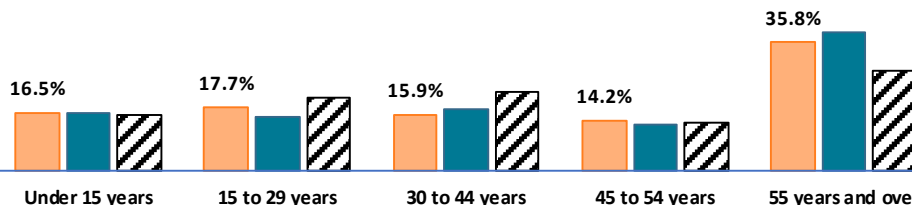
Low Education (15 to 29 years)



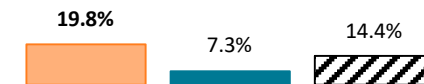
Visible Minority (15 to 29 years)




Age Structure



Unemployment (15 to 29 years)



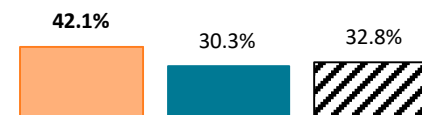
Recent Immigrants (15 to 29 years)



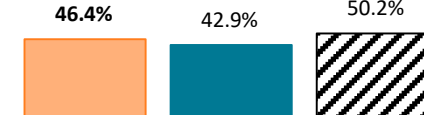
Below LICO (15 to 29 years)



Out of the Labour Force (15 to 29 years)



Income under \$20k (15 to 29 years)



**Legend**  
■ Local English speakers    ■ Local French speakers    ■ Québec's English speakers

