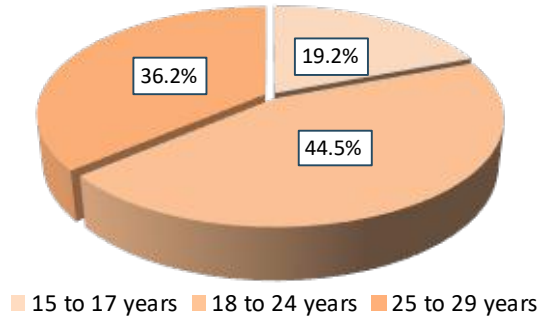


RTS de la Montérégie-Est - Population Aged 15 to 29 Years, 2021

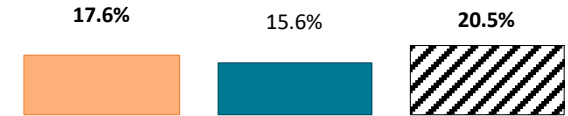
Distribution of English-speaking Population Aged 15-29 Years



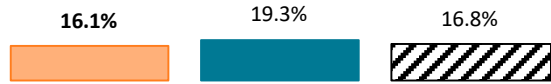
RTS de la Montérégie-Est - Population Aged 15 to 29 Years

Characteristics	English Speakers		French Speakers	
	Total	%	Total	%
Total Population	24,640	4.7%	501,300	94.9%
Aged 15 to 29 years	4,345	17.6%	78,095	15.6%
Lone Parent Family	700	16.1%	15,050	19.3%
Living Alone	385	8.8%	6,115	7.8%
Recent Inter-prov.	185	4.2%	290	0.4%
Recent Immigrants	740	17.0%	2,540	3.3%
Visible Minority	1,865	42.8%	8,675	11.1%
Below LICO	510	11.7%	4,480	5.7%
Low Education	2,335	53.6%	42,330	54.3%
High Education	725	16.6%	9,905	12.7%
In Labour Force	2,985	68.5%	58,730	75.3%
Unemployed	380	12.7%	4,755	8.1%
Out of Labour Force	1,375	31.5%	19,270	24.7%
Income under \$20k	2,275	52.2%	34,775	44.6%
Income over \$50k	550	12.6%	11,605	14.9%

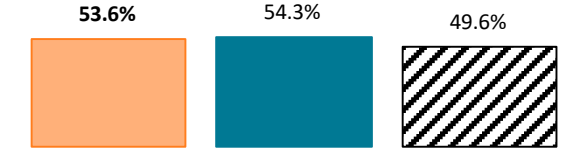
Proportion of the Population Aged 15 to 29



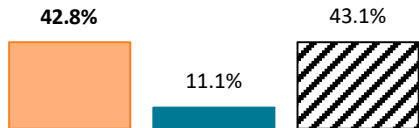
Lone Parent Family (15 to 29 years)



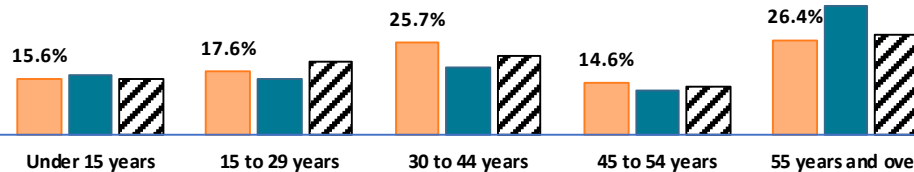
Low Education (15 to 29 years)



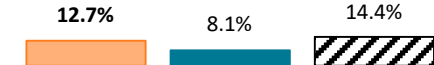
Visible Minority (15 to 29 years)



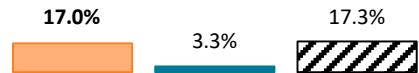
Age Structure




Unemployment (15 to 29 years)



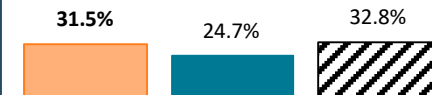
Recent Immigrants (15 to 29 years)



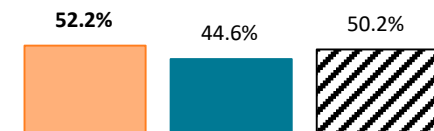
Below LICO (15 to 29 years)



Out of the Labour Force (15 to 29 years)



Income under \$20k (15 to 29 years)



Legend
■ Local English speakers ■ Local French speakers ▨ Québec's English speakers

