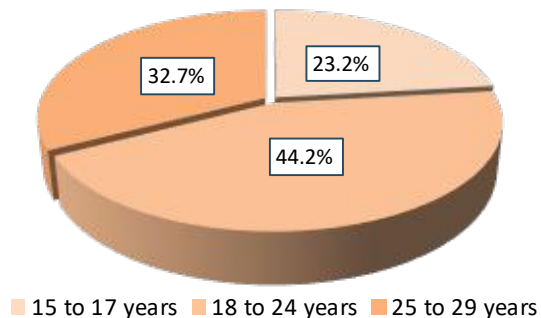


# RTS de la Montérégie-Ouest - Population Aged 15 to 29 Years, 2021

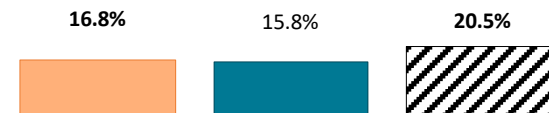
Distribution of English-speaking Population Aged 15-29 Years



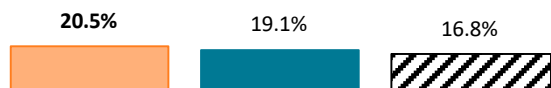
RTS de la Montérégie-Ouest - Population Aged 15 to 29 Years

Characteristics	English Speakers		French Speakers	
	Total	%	Total	%
<b>Total Population</b>	100,150	21.5%	362,310	77.9%
<b>Aged 15 to 29 years</b>	16,840	16.8%	57,395	15.8%
<b>Lone Parent Family</b>	3,460	20.5%	10,885	19.1%
<b>Living Alone</b>	590	3.5%	3,255	5.7%
<b>Recent Inter-prov.</b>	415	2.5%	175	0.3%
<b>Recent Immigrants</b>	610	3.6%	670	1.2%
<b>Visible Minority</b>	4,690	27.8%	5,380	9.4%
<b>Below LICO</b>	680	4.0%	1,705	3.0%
<b>Low Education</b>	9,605	56.9%	32,660	57.3%
<b>High Education</b>	2,060	12.2%	5,400	9.5%
<b>In Labour Force</b>	11,400	67.6%	42,965	75.4%
<b>Unemployed</b>	1,365	12.0%	3,170	7.4%
<b>Out of Labour Force</b>	5,465	32.4%	14,005	24.6%
<b>Income under \$20k</b>	8,545	50.7%	25,230	44.3%
<b>Income over \$50k</b>	2,035	12.1%	9,070	15.9%

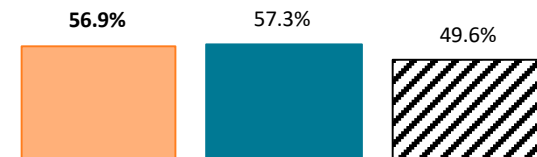
Proportion of the Population Aged 15 to 29



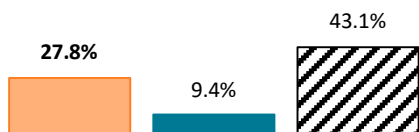
Lone Parent Family (15 to 29 years)



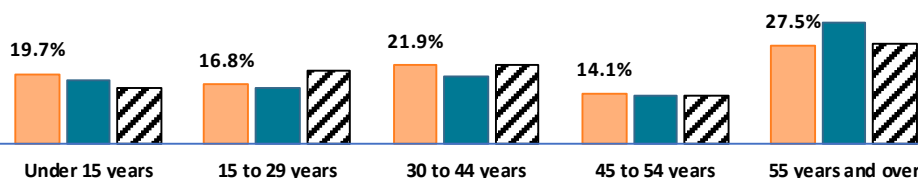
Low Education (15 to 29 years)



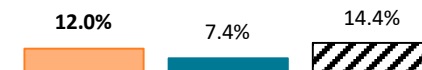
Visible Minority (15 to 29 years)




Age Structure




Unemployment (15 to 29 years)



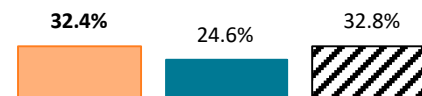
Recent Immigrants (15 to 29 years)



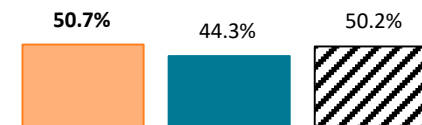
Below LICO (15 to 29 years)



Out of the Labour Force (15 to 29 years)



Income under \$20k (15 to 29 years)



**Legend**  
■ Local English speakers    ■ Local French speakers    ■ Québec's English speakers

