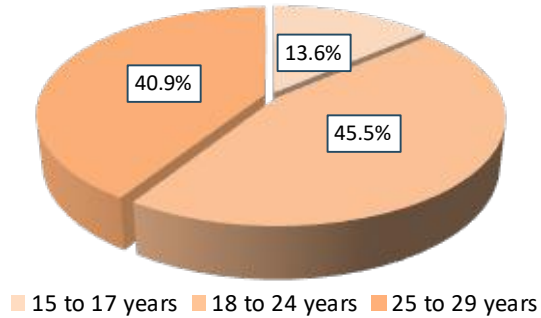


RTS des Îles - Population Aged 15 to 29 Years, 2021

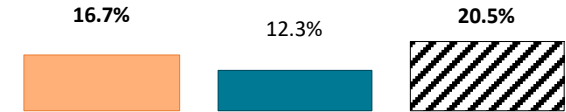
Distribution of English-speaking Population Aged 15-29 Years



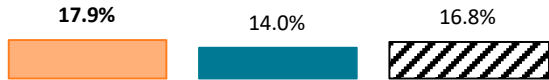
RTS des Îles - Population Aged 15 to 29 Years

Characteristics	English Speakers		French Speakers	
	Total	%	Total	%
Total Population	660	5.3%	11,875	94.7%
Aged 15 to 29 years	110	16.7%	1,465	12.3%
Lone Parent Family	25	17.9%	200	14.0%
Living Alone	-	0.0%	40	2.8%
Recent Inter-prov.	10	-	15	-
Recent Immigrants	-	-	-	-
Visible Minority	-	-	-	-
Below LICO	-	-	20	-
Low Education	90	64.3%	655	45.8%
High Education	-	-	210	14.7%
In Labour Force	130	92.9%	1,040	72.7%
Unemployed	25	19.2%	110	10.6%
Out of Labour Force	15	10.7%	390	27.3%
Income under \$20k	25	17.9%	620	43.4%
Income over \$50k	35	25.0%	315	22.0%

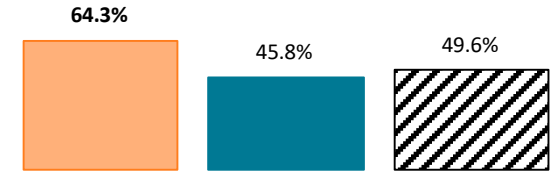
Proportion of the Population Aged 15 to 29



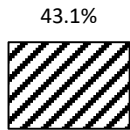
Lone Parent Family (15 to 29 years)



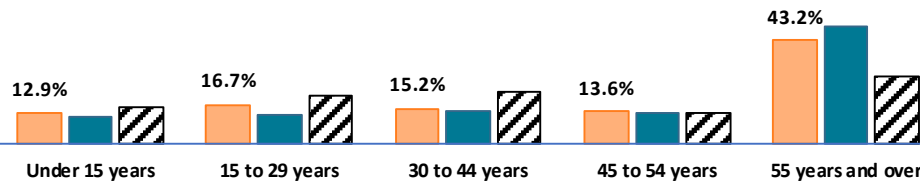
Low Education (15 to 29 years)



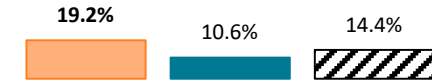
Visible Minority (15 to 29 years)



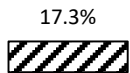
Age Structure



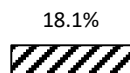
Unemployment (15 to 29 years)



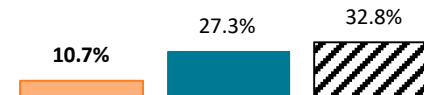
Recent Immigrants (15 to 29 years)



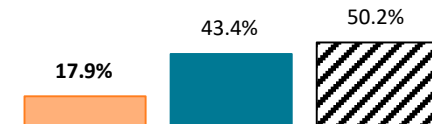
Below LICO (15 to 29 years)



Out of the Labour Force (15 to 29 years)



Income under \$20k (15 to 29 years)



Legend
■ Local English speakers ■ Local French speakers ▨ Québec's English speakers

