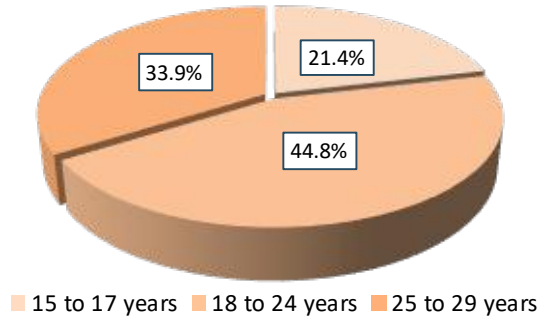


# RTS des Laurentides - Population Aged 15 to 29 Years, 2021

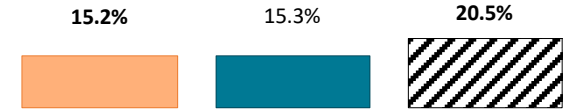
Distribution of English-speaking Population Aged 15-29 Years



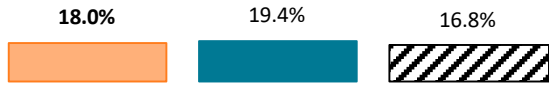
RTS des Laurentides - Population Aged 15 to 29 Years

Characteristics	English Speakers		French Speakers	
	Total	%	Total	%
Total Population	47,010	7.5%	581,445	92.2%
Aged 15 to 29 years	7,160	15.2%	89,110	15.3%
Lone Parent Family	1,300	18.0%	17,235	19.4%
Living Alone	350	4.9%	6,140	6.9%
Recent Inter-prov.	195	2.7%	345	0.4%
Recent Immigrants	290	4.0%	835	0.9%
Visible Minority	1,285	17.8%	5,835	6.6%
Below LICO	320	4.4%	3,445	3.9%
Low Education	4,405	61.1%	49,125	55.3%
High Education	690	9.6%	9,015	10.1%
In Labour Force	4,825	66.9%	67,455	75.9%
Unemployed	675	14.0%	5,450	8.1%
Out of Labour Force	2,390	33.1%	21,455	24.1%
Income under \$20k	3,580	49.6%	37,410	42.1%
Income over \$50k	845	11.7%	14,220	16.0%

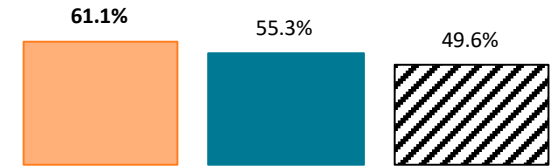
Proportion of the Population Aged 15 to 29



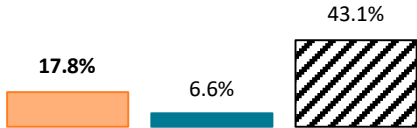
Lone Parent Family (15 to 29 years)



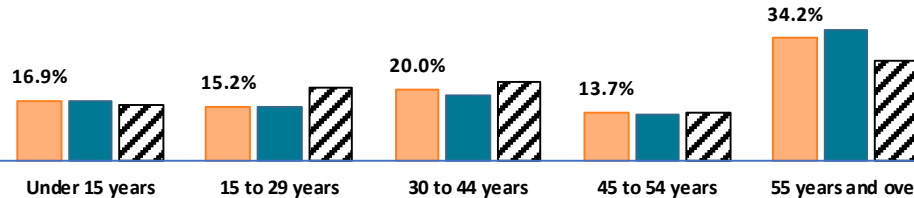
Low Education (15 to 29 years)



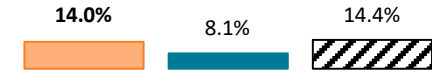
Visible Minority (15 to 29 years)



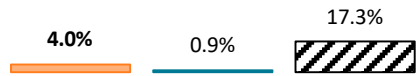
Age Structure




Unemployment (15 to 29 years)



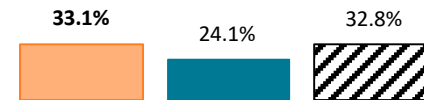
Recent Immigrants (15 to 29 years)



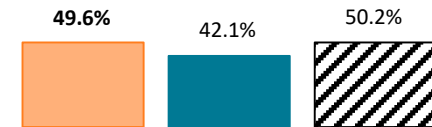
Below LICO (15 to 29 years)



Out of the Labour Force (15 to 29 years)



Income under \$20k (15 to 29 years)



**Legend**  
■ Local English speakers    ■ Local French speakers    ■ Québec's English speakers

