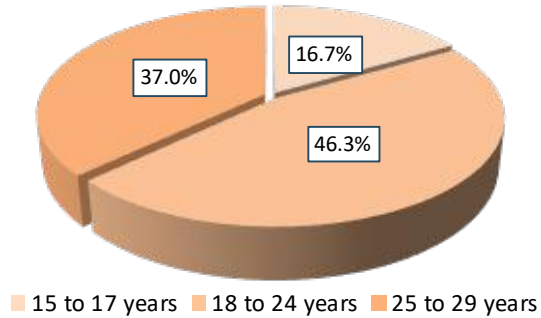


RTS du Bas-Saint-Laurent - Population Aged 15 to 29 Years, 2021

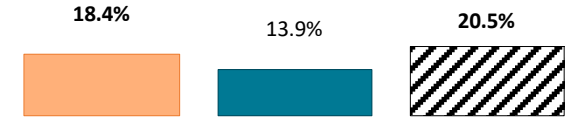
Distribution of English-speaking Population Aged 15-29 Years



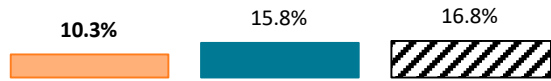
RTS du Bas-Saint-Laurent - Population Aged 15 to 29 Years

Characteristics	English Speakers		French Speakers	
	Total	%	Total	%
Total Population	1,465	0.7%	194,885	99.2%
Aged 15 to 29 years	270	18.4%	27,020	13.9%
Lone Parent Family	30	10.3%	4,245	15.8%
Living Alone	60	20.7%	3,185	11.9%
Recent Inter-prov.	30	10.3%	185	0.7%
Recent Immigrants	60	20.7%	635	2.4%
Visible Minority	80	27.6%	760	2.8%
Below LICO	50	18.5%	1,780	6.6%
Low Education	130	45.6%	14,070	52.5%
High Education	65	22.8%	2,960	11.0%
In Labour Force	180	63.2%	19,685	73.4%
Unemployed	15	-	1,645	8.4%
Out of Labour Force	105	36.8%	7,135	26.6%
Income under \$20k	135	47.4%	11,650	43.4%
Income over \$50k	30	10.5%	4,140	15.4%

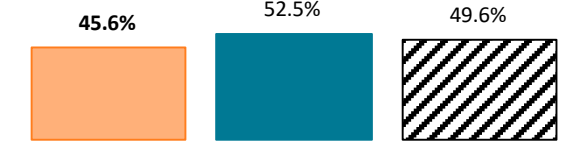
Proportion of the Population Aged 15 to 29



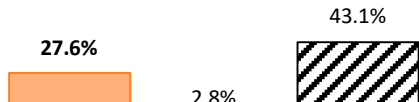
Lone Parent Family (15 to 29 years)



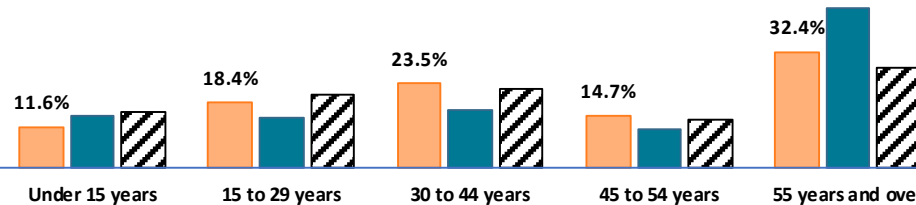
Low Education (15 to 29 years)



Visible Minority (15 to 29 years)




Age Structure



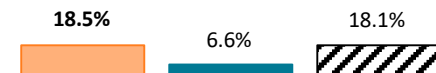
Unemployment (15 to 29 years)



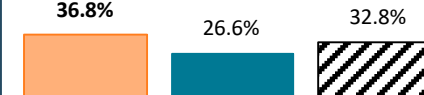
Recent Immigrants (15 to 29 years)



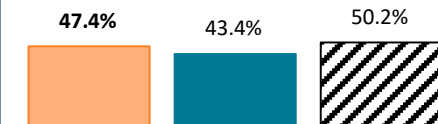
Below LICO (15 to 29 years)



Out of the Labour Force (15 to 29 years)



Income under \$20k (15 to 29 years)



Legend
■ Local English speakers ■ Local French speakers ■ Québec's English speakers

