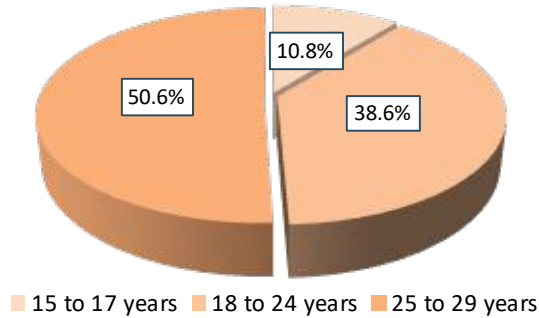


RTS du Saguenay – Lac-Saint-Jean - Population Aged 15 to 29 Years, 2021

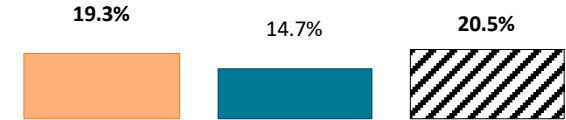
Distribution of English-speaking Population Aged 15-29 Years



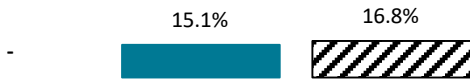
RTS du Saguenay – Lac-Saint-Jean - Population Aged 15 to 29 Years

Characteristics	English Speakers		French Speakers	
	Total	%	Total	%
Total Population	2,150	0.8%	270,600	99.2%
Aged 15 to 29 years	415	19.3%	39,775	14.7%
Lone Parent Family	-	-	5,965	15.1%
Living Alone	140	31.8%	3,890	9.8%
Recent Inter-prov.	130	29.9%	205	0.5%
Recent Immigrants	65	14.9%	1,225	3.1%
Visible Minority	90	20.5%	1,340	3.4%
Below LICO	55	12.5%	2,440	6.2%
Low Education	195	44.8%	19,650	49.6%
High Education	120	27.6%	4,590	11.6%
In Labour Force	350	80.5%	30,850	77.9%
Unemployed	45	12.9%	1,960	6.4%
Out of Labour Force	95	21.8%	8,760	22.1%
Income under \$20k	150	34.5%	16,790	42.4%
Income over \$50k	130	29.9%	6,530	16.5%

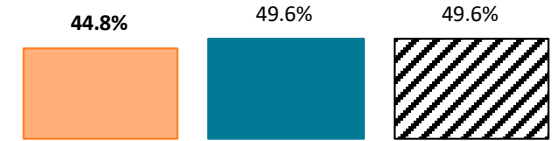
Proportion of the Population Aged 15 to 29



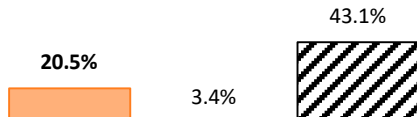
Lone Parent Family (15 to 29 years)



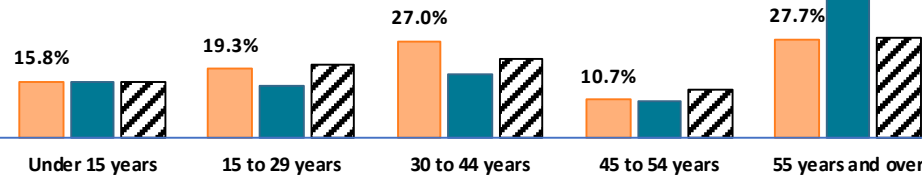
Low Education (15 to 29 years)



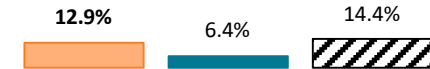
Visible Minority (15 to 29 years)




Age Structure



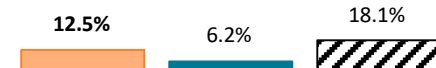
Unemployment (15 to 29 years)



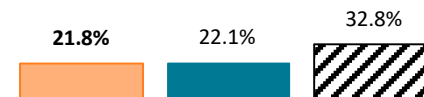
Recent Immigrants (15 to 29 years)



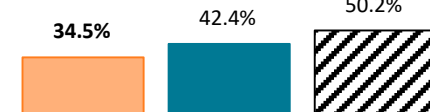
Below LICO (15 to 29 years)



Out of the Labour Force (15 to 29 years)



Income under \$20k (15 to 29 years)



Legend
■ Local English speakers ■ Local French speakers ▨ Québec's English speakers

