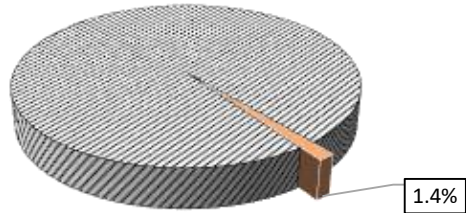


RTS de Lanaudière - Total Population, 2021

Share of English-speaking Population

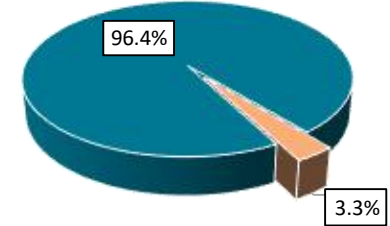


■ RTS de Lanaudière ▨ Rest of Quebec

RTS de Lanaudière, by Language Group

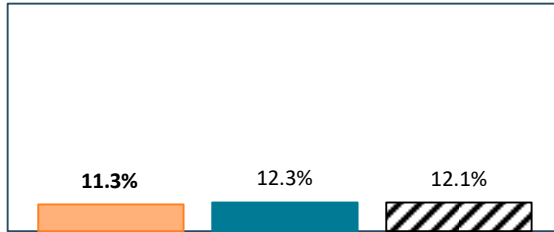
Characteristics	English Speakers		French Speakers	
	Total	%	Total	%
Total Population	17,485	3.3%	505,255	96.4%
Children 0 to 14	2,935	16.8%	91,650	18.1%
Seniors 65+	2,545	14.6%	98,445	19.5%
Lone Parent Family	1,995	11.3%	61,670	12.3%
Living Alone	1,685	9.5%	61,935	12.4%
Recent inter-prov.	450	2.7%	950	0.2%
Recent immigrants	625	3.7%	3,110	0.7%
Below LICO	975	5.6%	23,085	4.6%
Population 15+	14,700	83.2%	408,560	81.7%
Low Education	6,570	44.7%	183,160	44.8%
High Education	2,680	18.2%	55,515	13.6%
In Labour Force	9,890	67.3%	261,845	64.1%
Unemployed	870	8.8%	16,235	6.2%
Out of Labour Force	4,815	32.8%	146,710	35.9%
Income under \$20k	3,285	22.3%	80,295	19.7%
Income over \$50k	5,345	36.4%	157,820	38.6%

RTS de Lanaudière

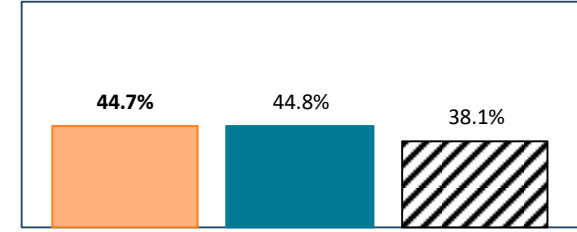


■ English Speakers ■ French Speakers

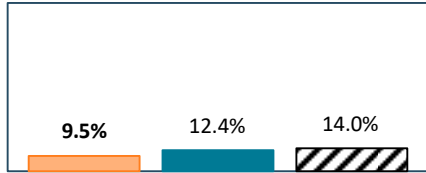
Lone Parent Family (Total Population)



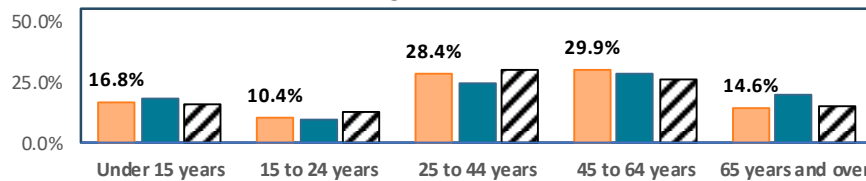
Low Education (Aged 15+)



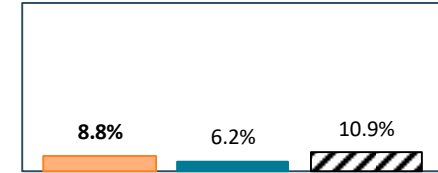
Living Alone (Total Population)



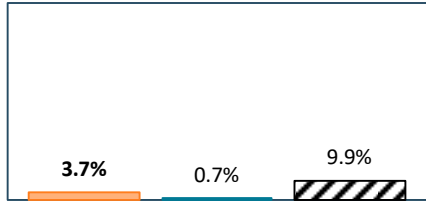
Age Structure



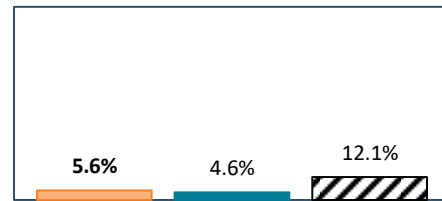
Unemployment (Aged 15+)



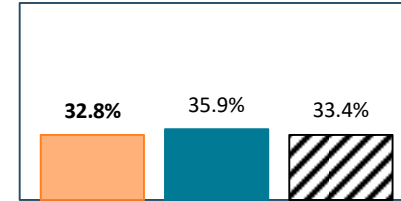
Recent Immigrants (Aged 5+)



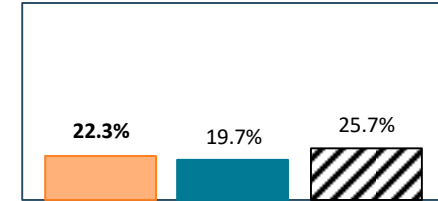
Below LICO (Total Population)



Out of the Labour Force (Aged 15+)



Low Income (Aged 15+)



Legend

■ Local English speakers ■ Local French speakers ▨ Quebec's English speakers

