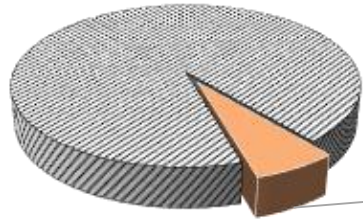


# RTS de l'Outaouais - Total Population, 2021

Share of English-speaking Population

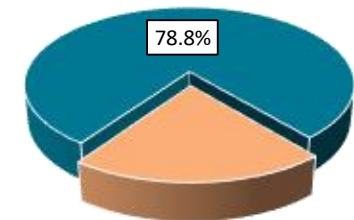


■ RTS de l'Outaouais    ▨ Rest of Quebec

RTS de l'Outaouais, by Language Group

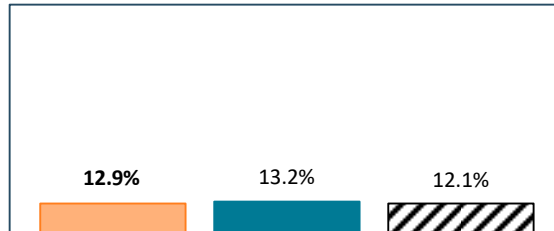
Characteristics	English Speakers		French Speakers	
	Total	%	Total	%
Total Population	83,130	20.7%	315,940	78.8%
Children 0 to 14	14,850	17.9%	55,655	17.6%
Seniors 65+	12,080	14.5%	55,730	17.6%
Lone Parent Family	10,640	12.9%	41,575	13.2%
Living Alone	12,310	14.9%	45,755	14.6%
Recent inter-prov.	12,135	15.6%	7,680	2.6%
Recent immigrants	4,375	5.6%	7,860	2.6%
Below LICO	6,860	8.4%	20,600	6.6%
Population 15+	67,740	82.2%	258,675	82.3%
Low Education	27,150	40.1%	108,740	42.0%
High Education	20,315	30.0%	60,605	23.4%
In Labour Force	45,405	67.0%	166,310	64.3%
Unemployed	5,025	11.1%	13,715	8.2%
Out of Labour Force	22,330	33.0%	92,360	35.7%
Income under \$20k	15,070	22.2%	49,975	19.3%
Income over \$50k	28,095	41.5%	115,135	44.5%

RTS de l'Outaouais

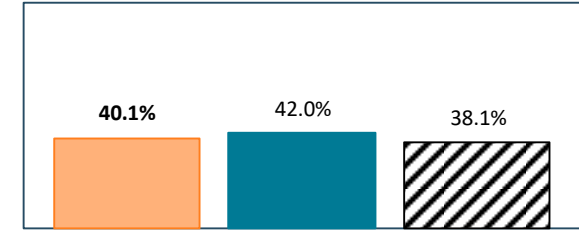


■ English Speakers    ■ French Speakers

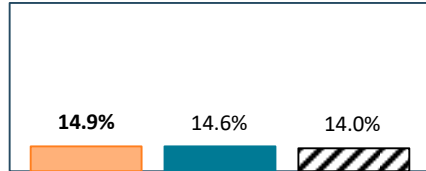
Lone Parent Family (Total Population)



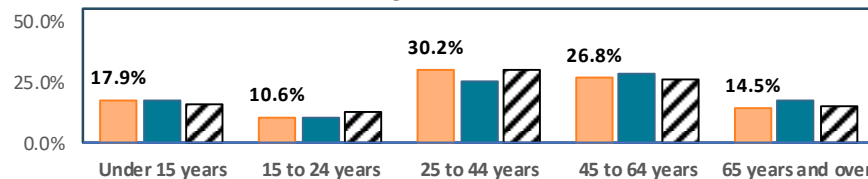
Low Education (Aged 15+)



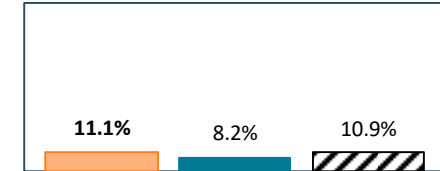
Living Alone (Total Population)



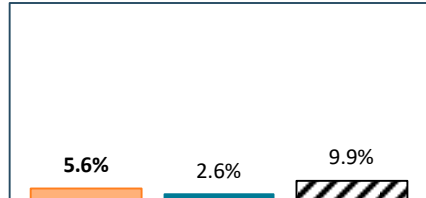
Age Structure



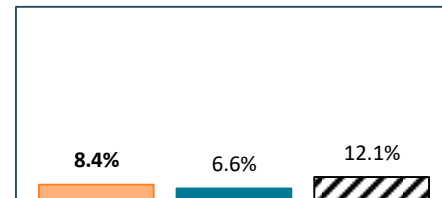
Unemployment (Aged 15+)



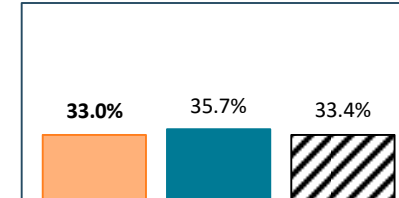
Recent Immigrants (Aged 5+)



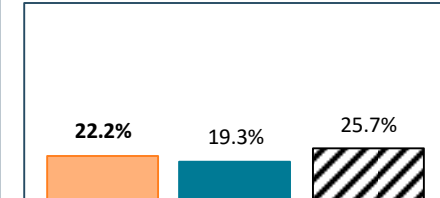
Below LICO (Total Population)



Out of the Labour Force (Aged 15+)



Low Income (Aged 15+)



**Legend**

■ Local English speakers    ■ Local French speakers    ▨ Quebec's English speakers

