


# RTS de la Gaspésie - Total Population, 2021

Share of English-speaking Population

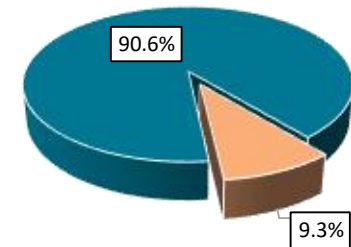


■ RTS de la Gaspésie    ■ Rest of Quebec

RTS de la Gaspésie, by Language Group

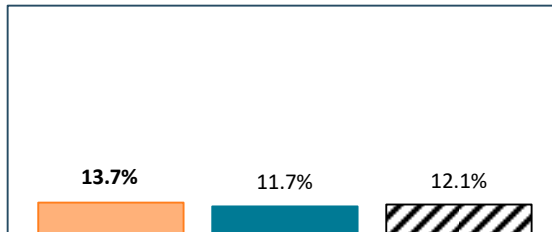
Characteristics	English Speakers		French Speakers	
	Total	%	Total	%
Total Population	7,075	9.3%	68,885	90.6%
Children 0 to 14	950	13.4%	6,645	12.5%
Seniors 65+	2,140	30.2%	20,360	29.6%
Lone Parent Family	960	13.7%	7,950	11.7%
Living Alone	1,145	16.4%	11,760	17.3%
Recent inter-prov.	385	5.7%	300	0.5%
Recent immigrants	10	0.1%	225	0.3%
Below LICO	300	4.7%	2,420	3.6%
Population 15+	6,050	86.4%	59,445	87.3%
Low Education	3,745	61.9%	28,430	47.8%
High Education	640	10.6%	6,975	11.7%
In Labour Force	2,970	49.1%	31,595	53.1%
Unemployed	520	17.5%	3,360	10.6%
Out of Labour Force	3,085	51.0%	27,850	46.9%
Income under \$20k	1,490	24.6%	12,760	21.5%
Income over \$50k	1,480	24.5%	17,640	29.7%

RTS de la Gaspésie

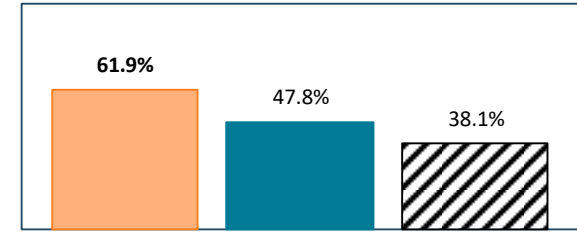


■ English Speakers    ■ French Speakers

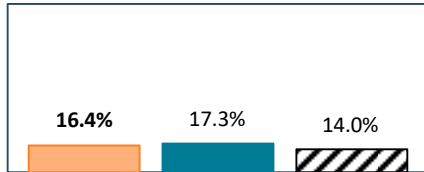
Lone Parent Family (Total Population)



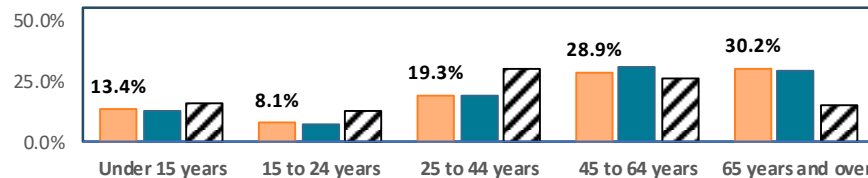
Low Education (Aged 15+)



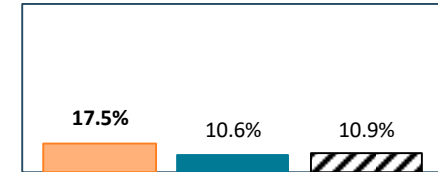
Living Alone (Total Population)



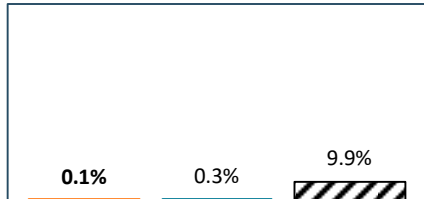
Age Structure



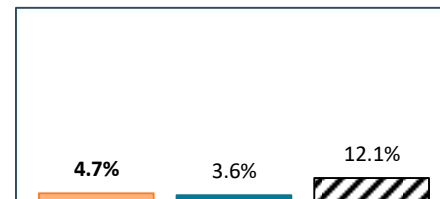
Unemployment (Aged 15+)



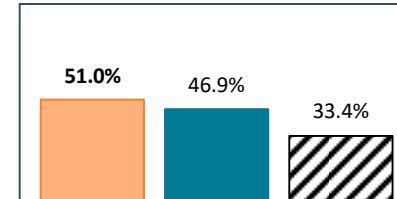
Recent Immigrants (Aged 5+)



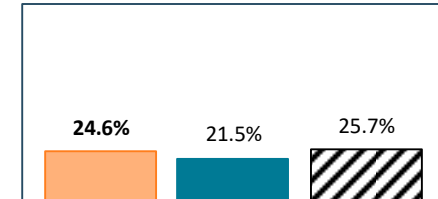
Below LICO (Total Population)



Out of the Labour Force (Aged 15+)



Low Income (Aged 15+)



Legend

■ Local English speakers    ■ Local French speakers    ■ Quebec's English speakers

