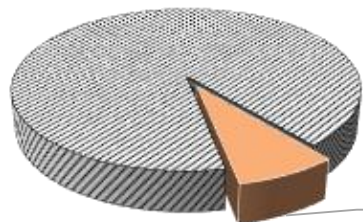


RTS de la Montérégie-Ouest - Total Population, 2021

Share of English-speaking Population

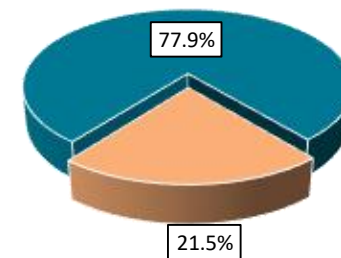


■ RTS de la Montérégie-Ouest ■ Rest of Quebec

RTS de la Montérégie-Ouest, by Language Group

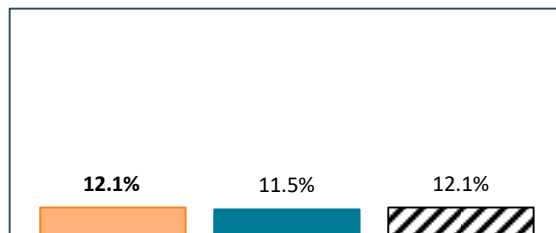
Characteristics	English Speakers		French Speakers	
	Total	%	Total	%
Total Population	100,150	21.5%	362,310	77.9%
Children 0 to 14	19,685	19.7%	64,845	17.9%
Seniors 65+	14,380	14.4%	67,175	18.5%
Lone Parent Family	12,070	12.1%	41,315	11.5%
Living Alone	8,875	8.9%	43,010	12.0%
Recent inter-prov.	2,475	2.6%	1,225	0.4%
Recent immigrants	3,160	3.4%	3,195	0.9%
Below LICO	4,830	4.8%	14,880	4.2%
Population 15+	80,465	80.5%	292,790	81.8%
Low Education	32,970	41.0%	125,965	43.0%
High Education	19,965	24.8%	51,105	17.5%
In Labour Force	55,485	69.0%	195,630	66.8%
Unemployed	4,775	8.6%	10,695	5.5%
Out of Labour Force	24,975	31.0%	97,160	33.2%
Income under \$20k	18,540	23.0%	55,705	19.0%
Income over \$50k	31,230	38.8%	122,415	41.8%

RTS de la Montérégie-Ouest

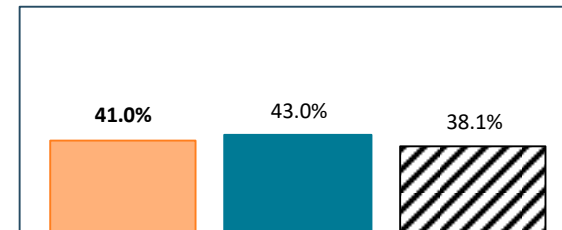


■ English Speakers ■ French Speakers

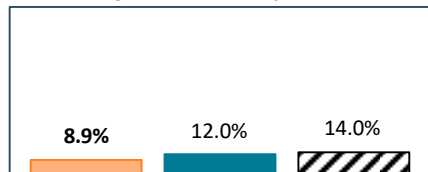
Lone Parent Family (Total Population)



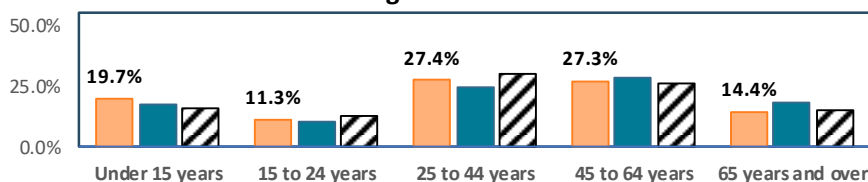
Low Education (Aged 15+)



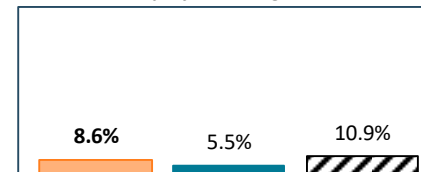
Living Alone (Total Population)



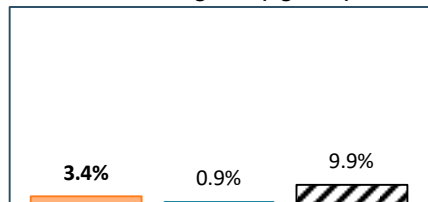
Age Structure



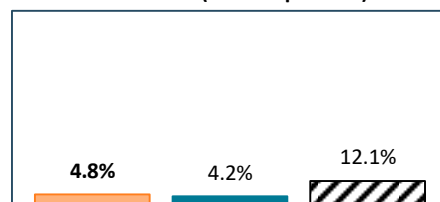
Unemployment (Aged 15+)



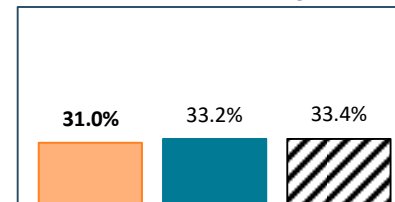
Recent Immigrants (Aged 5+)



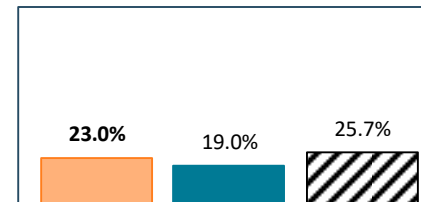
Below LICO (Total Population)



Out of the Labour Force (Aged 15+)



Low Income (Aged 15+)



Legend

■ Local English speakers ■ Local French speakers ■ Quebec's English speakers

