


RTS des Îles - Total Population, 2021

Share of English-speaking Population

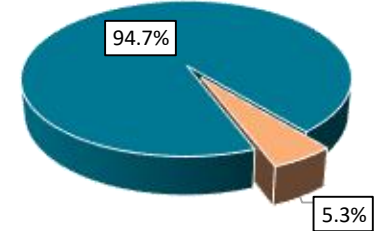


■ RTS des Îles ▨ Rest of Quebec

RTS des Îles, by Language Group

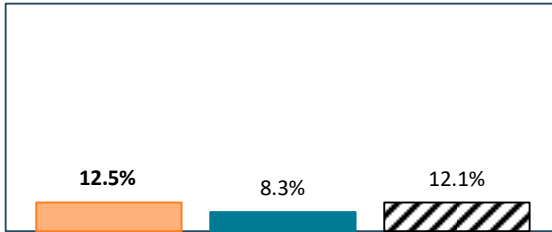
Characteristics	English Speakers		French Speakers	
	Total	%	Total	%
Total Population	660	5.3%	11,875	94.7%
Children 0 to 14	85	12.9%	1,330	11.2%
Seniors 65+	145	22.0%	3,355	28.3%
Lone Parent Family	90	12.5%	970	8.3%
Living Alone	120	16.7%	1,735	14.8%
Recent inter-prov.	65	9.4%	65	0.6%
Recent immigrants	-	0.0%	25	0.2%
Below LICO	-	0.0%	165	1.4%
Population 15+	660	91.7%	10,375	88.4%
Low Education	440	66.7%	4,885	47.1%
High Education	40	6.1%	1,420	13.7%
In Labour Force	470	71.2%	6,245	60.2%
Unemployed	120	25.5%	695	11.1%
Out of Labour Force	195	29.5%	4,135	39.9%
Income under \$20k	95	14.4%	1,760	17.0%
Income over \$50k	245	37.1%	3,600	34.7%

RTS des Îles

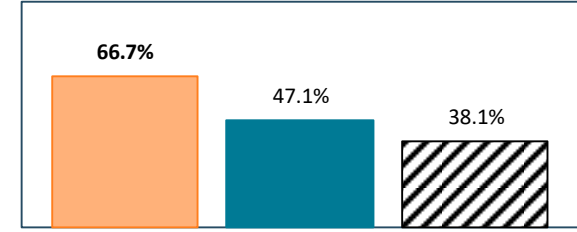


■ English Speakers ■ French Speakers

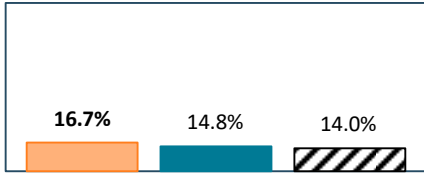
Lone Parent Family (Total Population)



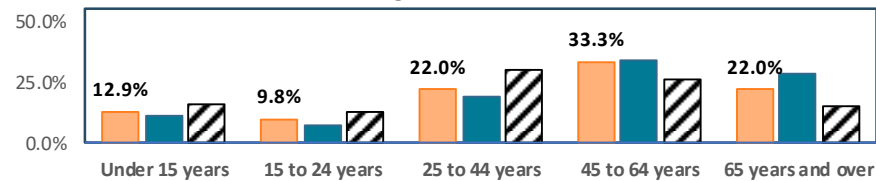
Low Education (Aged 15+)



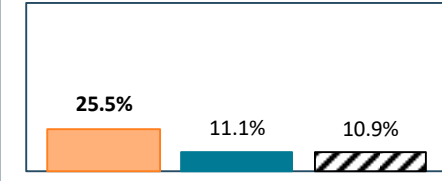
Living Alone (Total Population)



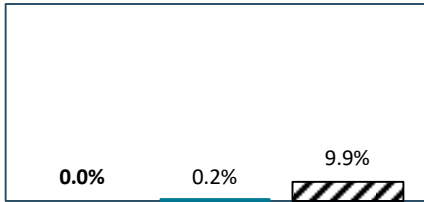
Age Structure



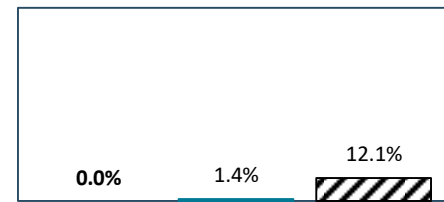
Unemployment (Aged 15+)



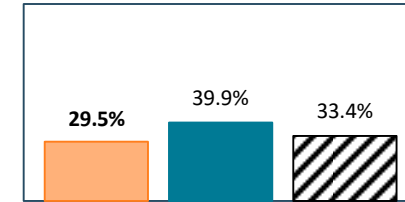
Recent Immigrants (Aged 5+)



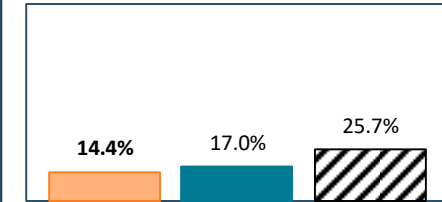
Below LICO (Total Population)



Out of the Labour Force (Aged 15+)



Low Income (Aged 15+)



Legend

■ Local English speakers ■ Local French speakers ▨ Quebec's English speakers

