


RTS du Saguenay -- Lac-Saint-Jean - Total Population, 2021

Share of English-speaking Population

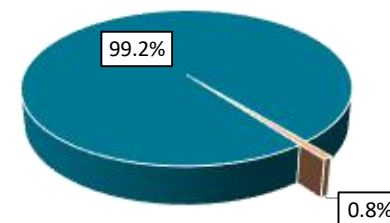


■ RTS du Saguenay -- Lac-Saint-Jean ■ Rest of Quebec

RTS du Saguenay -- Lac-Saint-Jean, by Language Group

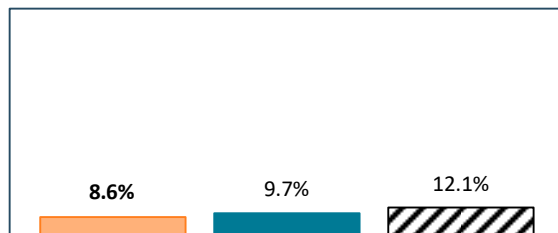
Characteristics	English Speakers		French Speakers	
	Total	%	Total	%
Total Population	2,150	0.8%	270,600	99.2%
Children 0 to 14	340	15.8%	41,955	15.5%
Seniors 65+	355	16.5%	66,265	24.5%
Lone Parent Family	195	8.6%	25,765	9.7%
Living Alone	400	17.7%	43,690	16.4%
Recent inter-prov.	355	16.4%	1,050	0.4%
Recent immigrants	235	10.9%	1,995	0.8%
Below LICO	190	8.5%	13,310	5.0%
Population 15+	1,900	83.9%	224,515	84.3%
Low Education	600	31.6%	87,195	38.8%
High Education	655	34.5%	32,650	14.5%
In Labour Force	1,250	65.8%	133,150	59.3%
Unemployed	95	7.6%	7,835	5.9%
Out of Labour Force	655	34.5%	91,365	40.7%
Income under \$20k	415	21.8%	47,040	21.0%
Income over \$50k	810	42.6%	82,625	36.8%

RTS du Saguenay -- Lac-Saint-Jean

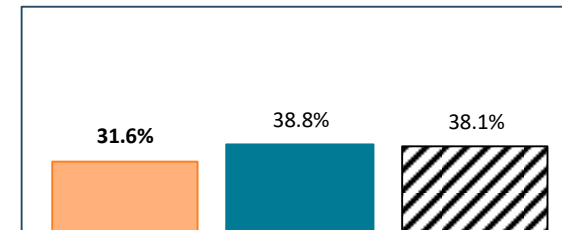


■ English Speakers ■ French Speakers

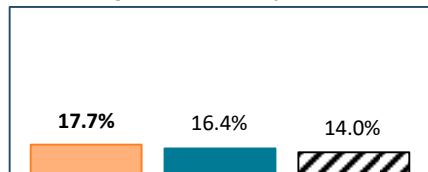
Lone Parent Family (Total Population)



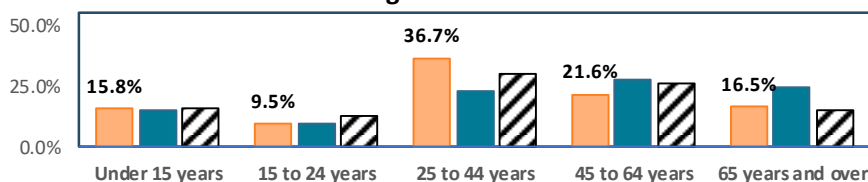
Low Education (Aged 15+)



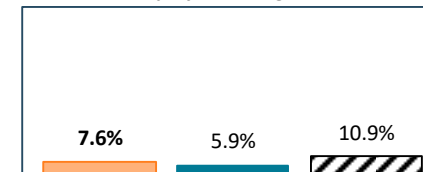
Living Alone (Total Population)



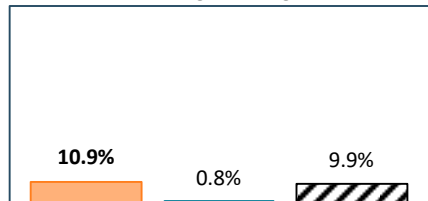
Age Structure



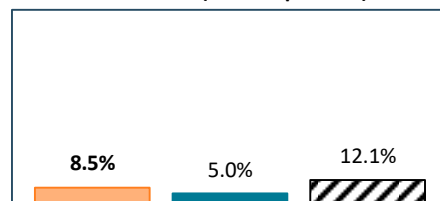
Unemployment (Aged 15+)



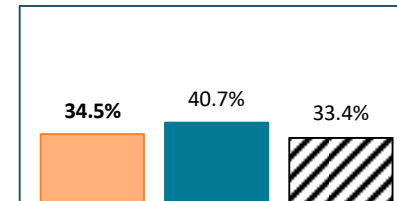
Recent Immigrants (Aged 5+)



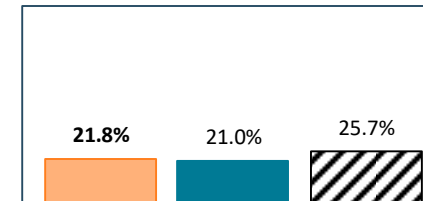
Below LICO (Total Population)



Out of the Labour Force (Aged 15+)



Low Income (Aged 15+)



Legend

■ Local English speakers ■ Local French speakers ■ Quebec's English speakers

