


# Nord-du-Québec - population totale, 2021

Pourcentage de la population anglaise

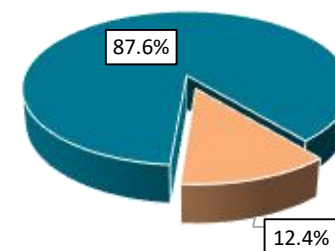


■ Nord-du-Québec    ▨ reste du Québec

Nord-du-Québec, selon le groupe linguistique

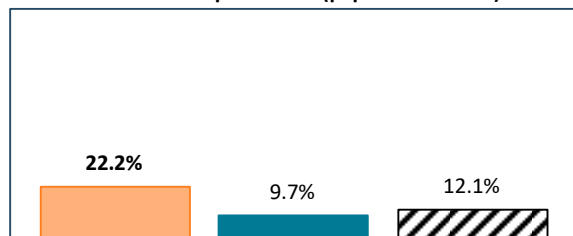
Caractéristiques	population anglaise		population française	
	totale	%	totale	%
population totale	1 835	12.4%	12 975	87.6%
enfants (0-14)	575	31.3%	2 260	17.4%
ânés (65+)	115	6.3%	2 260	17.4%
monoparentales	390	22.2%	1 250	9.7%
vivant seul	70	4.0%	1 890	14.7%
migrants inter-prov.	20	1.2%	45	0.4%
migrants externes	90	5.5%	110	0.9%
seuil de faible revenu	60	3.4%	375	2.9%
population 15+	1 220	69.5%	10 595	82.2%
faible éducation	780	63.9%	4 665	44.0%
éducation élevée	80	6.6%	1 055	10.0%
population active	665	54.5%	7 045	66.5%
chômeurs	65	9.8%	280	4.0%
population inactive	555	45.5%	3 555	33.6%
revenu moins de \$20k	355	29.1%	2 075	19.6%
revenu plus de \$50k	465	38.1%	5 020	47.4%

Nord-du-Québec

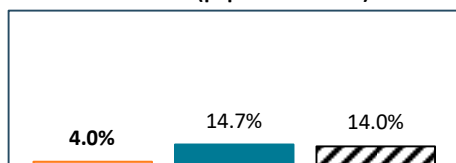


■ population anglaise    ■ population française

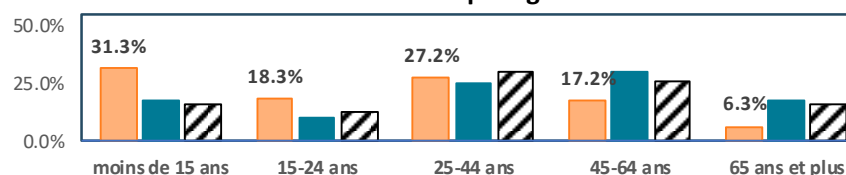
Familles monoparentales (population totale)



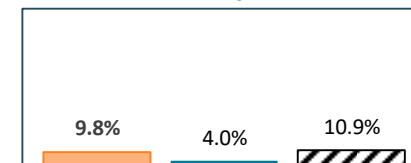
Vivant seul (population totale)



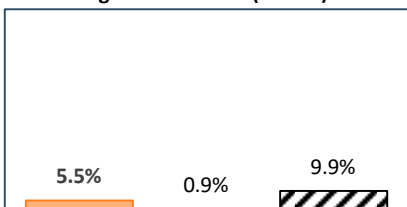
Structure par âge



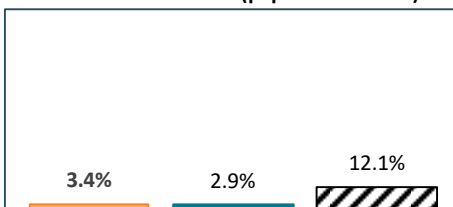
Taux de chômage (15 ans+)



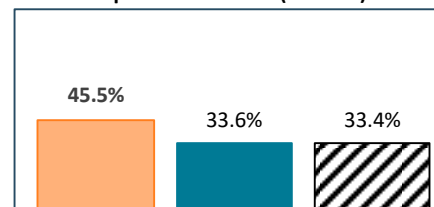
Migrants externes (5 ans+)



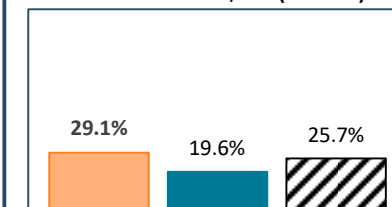
Seuil de faible revenu (population totale)



Population inactive (15 ans+)



Revenu moins de \$20k (15 ans+)



## Legende

■ d'expression anglaise    ■ d'expression française    ▨ d'expression anglaise (QC)

