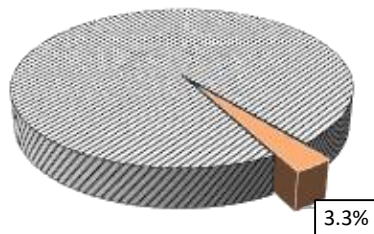


# RTS de l'Estrie -- CHU de Sherbrooke - population totale, 2021

Pourcentage de la population anglaise

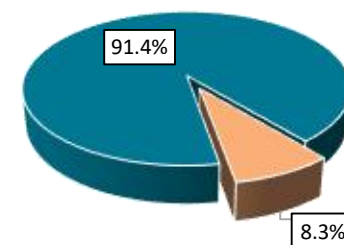


■ RTS de l'Estrie -- CHU de Sherbrooke  
 ■ reste du Quebec

RTS de l'Estrie -- CHU de Sherbrooke, selon le groupe linguistique

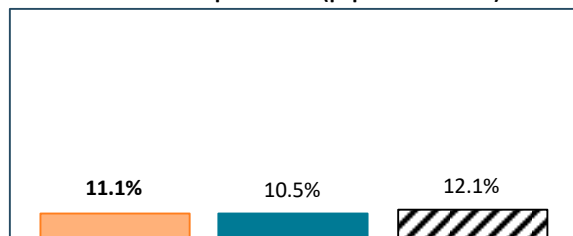
Caractéristiques	population anglaise		population française	
	totale	%	totale	%
population totale	41 075	8.3%	452 950	91.4%
enfants (0-14)	5 810	14.1%	73 235	16.2%
ânés (65+)	10 205	24.8%	105 035	23.2%
monoparentales	4 455	11.1%	46 995	10.5%
vivant seul	6 790	16.9%	75 705	17.0%
migrants inter-prov.	1 235	3.2%	1 880	0.4%
migrants externes	2 470	6.4%	5 810	1.4%
seuil de faible revenu	3 430	8.5%	24 435	5.5%
population 15+	34 405	85.7%	373 260	83.6%
faible éducation	17 255	50.2%	156 170	41.8%
éducation élevée	7 365	21.4%	70 435	18.9%
population active	20 560	59.8%	231 000	61.9%
chômeurs	1 565	7.6%	12 910	5.6%
population inactive	13 840	40.2%	142 255	38.1%
revenu moins de \$20k	9 010	26.2%	75 560	20.2%
revenu plus de \$50k	9 510	27.6%	130 255	34.9%

RTS de l'Estrie -- CHU de Sherbrooke

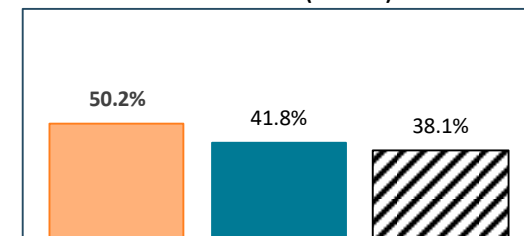


■ population anglaise ■ population française

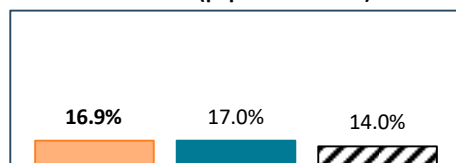
Familles monoparentales (population totale)



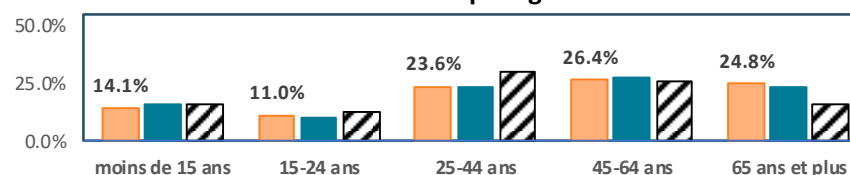
Éducation faible (15 ans+)



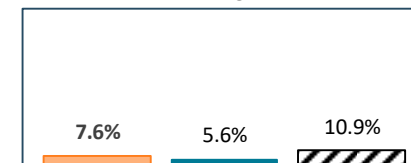
Vivant seul (population totale)



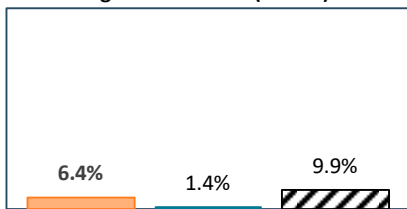
Structure par âge



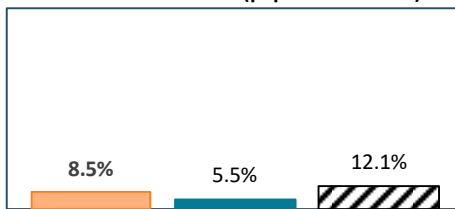
Taux de chômage (15 ans+)



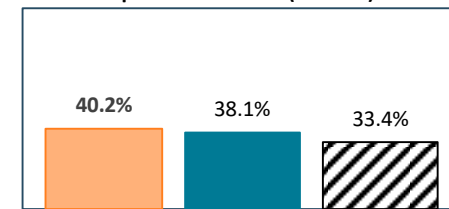
Migrants externes (5 ans+)



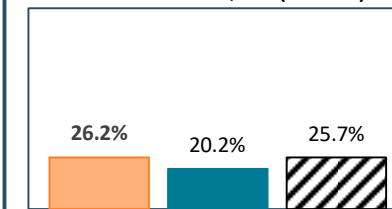
Seuil de faible revenu (population totale)



Population inactive (15 ans+)



Revenu moins de \$20k (15 ans+)



## Legende

■ d'expression anglaise ■ d'expression française ■ d'expression anglaise (QC)

