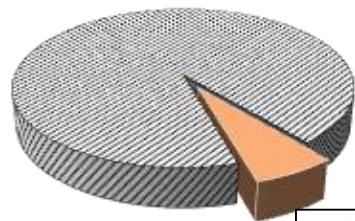


RTS de l'Outaouais - population totale, 2021

Pourcentage de la population anglaise

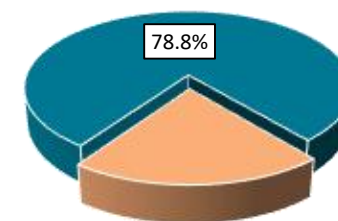


■ RTS de l'Outaouais ■ reste du Quebec

RTS de l'Outaouais, selon le groupe linguistique

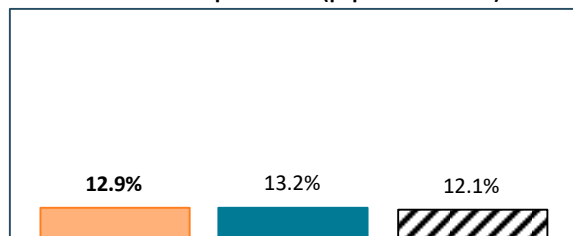
Caractéristiques	population anglaise		population française	
	totale	%	totale	%
population totale	83 130	20.7%	315 940	78.8%
enfants (0-14)	14 850	17.9%	55 655	17.6%
ânés (65+)	12 080	14.5%	55 730	17.6%
monoparentales	10 640	12.9%	41 575	13.2%
vivant seul	12 310	14.9%	45 755	14.6%
migrants inter-prov.	12 135	15.6%	7 680	2.6%
migrants externes	4 375	5.6%	7 860	2.6%
seuil de faible revenu	6 860	8.4%	20 600	6.6%
population 15+	67 740	82.2%	258 675	82.3%
faible éducation	27 150	40.1%	108 740	42.0%
éducation élevée	20 315	30.0%	60 605	23.4%
population active	45 405	67.0%	166 310	64.3%
chômeurs	5 025	11.1%	13 715	8.2%
population inactive	22 330	33.0%	92 360	35.7%
revenu moins de \$20k	15 070	22.2%	49 975	19.3%
revenu plus de \$50k	28 095	41.5%	115 135	44.5%

RTS de l'Outaouais

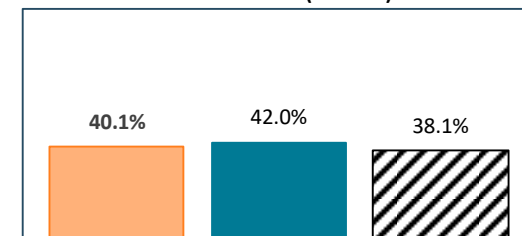


■ population anglaise ■ population française

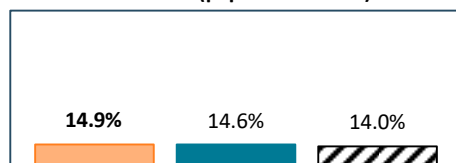
Familles monoparentales (population totale)



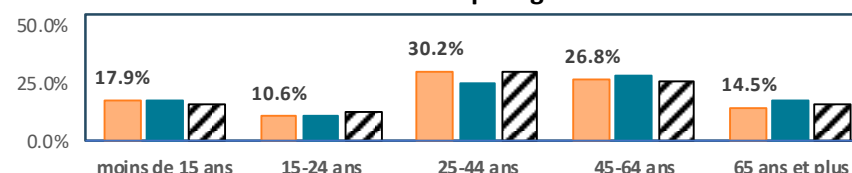
Éducation faible (15 ans+)



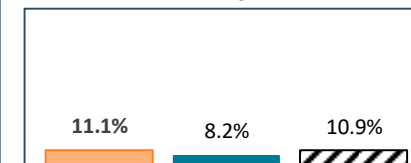
Vivant seul (population totale)



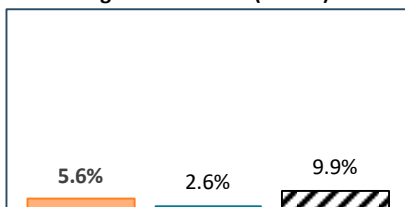
Structure par âge



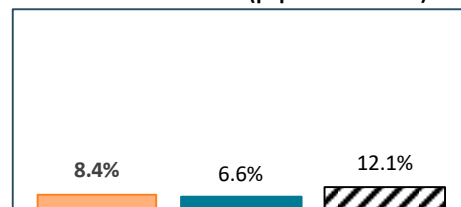
Taux de chômage (15 ans+)



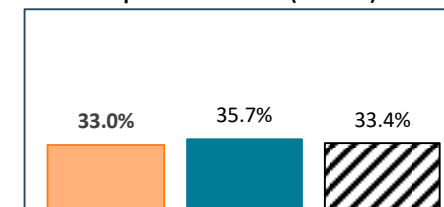
Migrants externes (5 ans+)



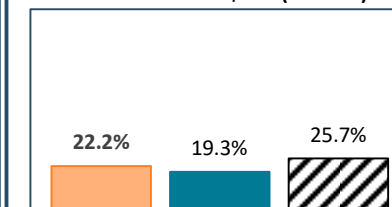
Seuil de faible revenu (population totale)



Population inactive (15 ans+)



Revenu moins de \$20k (15 ans+)



Legende

■ d'expression anglaise ■ d'expression française ■ d'expression anglaise (QC)

