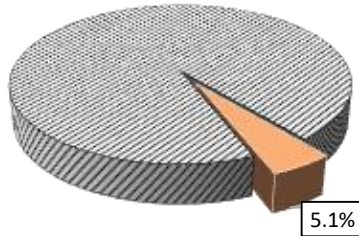


RTS de la Montérégie-Centre - population totale, 2021

Pourcentage de la population anglaise

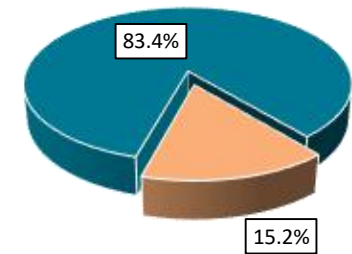


■ RTS de la Montérégie-Centre ■ reste du Quebec

RTS de la Montérégie-Centre, selon le groupe linguistique

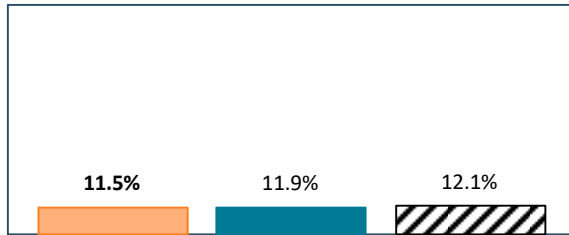
Caractéristiques	population anglaise		population française	
	totale	%	totale	%
population totale	63 650	15.2%	349 515	83.4%
enfants (0-14)	10 410	16.4%	62 330	17.8%
ânés (65+)	10 475	16.5%	67 500	19.3%
monoparentales	7 240	11.5%	41 110	11.9%
vivant seul	6 165	9.8%	47 510	13.7%
migrants inter-prov.	1 830	3.1%	1 475	0.4%
migrants externes	4 760	8.0%	7 515	2.3%
seuil de faible revenu	5 825	9.3%	19 635	5.7%
population 15+	52 450	83.6%	284 490	82.0%
faible éducation	18 960	36.1%	111 660	39.2%
éducation élevée	18 435	35.1%	64 175	22.6%
population active	34 605	66.0%	188 805	66.4%
chômeurs	3 555	10.3%	11 380	6.0%
population inactive	17 845	34.0%	95 680	33.6%
revenu moins de \$20k	13 030	24.8%	52 995	18.6%
revenu plus de \$50k	18 765	35.8%	118 855	41.8%

RTS de la Montérégie-Centre

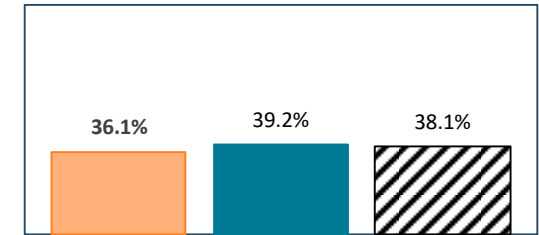


■ population anglaise ■ population française

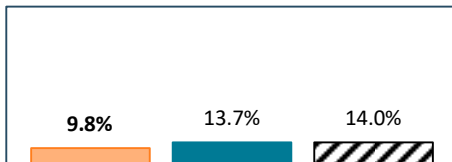
Familles monoparentales (population totale)



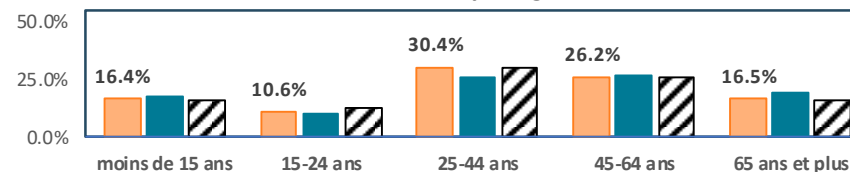
Éducation faible (15 ans+)



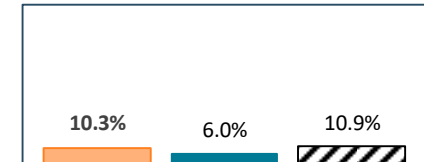
Vivant seul (population totale)



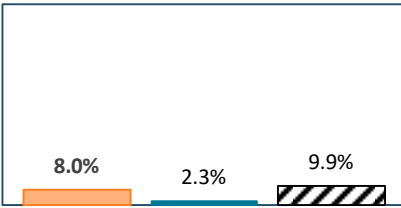
Structure par âge



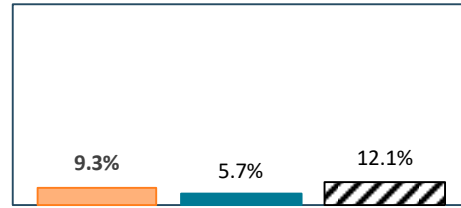
Taux de chômage (15 ans+)



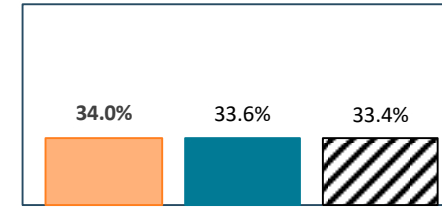
Migrants externes (5 ans+)



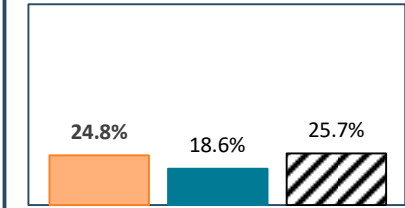
Seuil de faible revenu (population totale)



Population inactive (15 ans+)



Revenu moins de \$20k (15 ans+)



Legende

■ d'expression anglaise ■ d'expression française ■ d'expression anglaise (QC)

