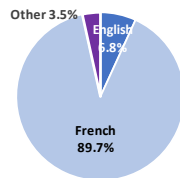


Children 0 to 5 and their Parents RTS de la Côte-Nord, 2021

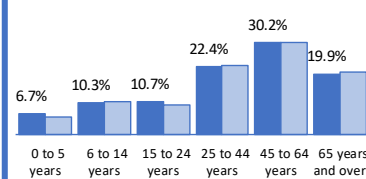


Children 0 to 5

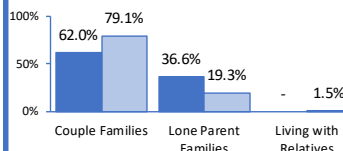
Children 0 to 5 by First Official Language



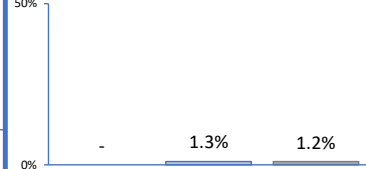
Population by Age Group



Household Living Arrangements of Children 0 to 5



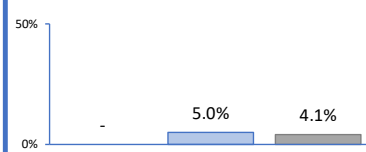
Children 0 to 5 Living Below LICO




Children 0 to 5 in Couple Families Living Below LICO



Children 0 to 5 in Lone Parent Families Living Below LICO



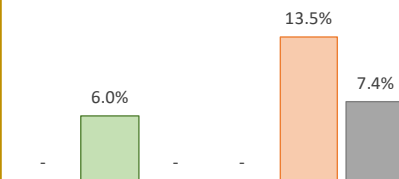
Recent Mobility (1 Year) Among Children 0 to 5



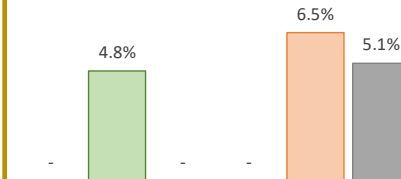
English Speakers French Speakers Total

Parents with at Least One Child Aged 0 to 5


Parents Aged 15 to 24 Years



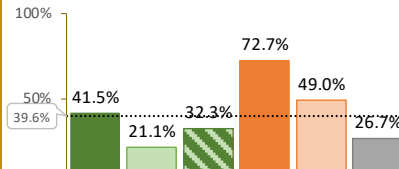
Parents Aged 45 Years and Over



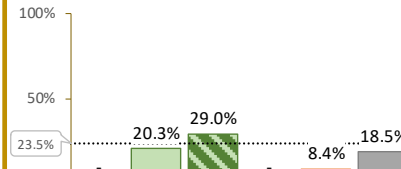
Member of a Visible Minority



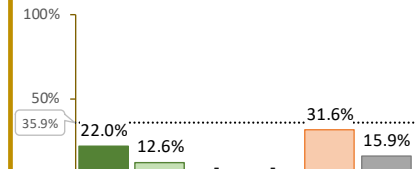
High School Diploma at Most




University BA or Higher



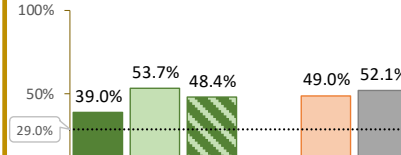
Out of the Labour Force



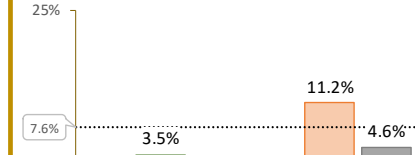
Income Below \$20,000




Earning \$50,000 and Over



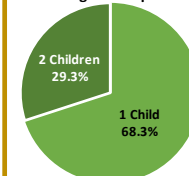
Unemployment Rate



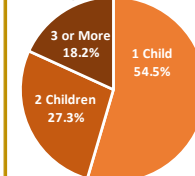
Living Below LICO




Number of Children 0 to 5 in English Couples



Number of Children 0 to 5 for English Lone Parents



Parents with 3 or more Children who were Living Below LICO



Legend: In an English Couple, In an French Couple, English-French Couple, English Single Parent, French Single Parent, All Parents with Children 0 to 5

..... Provincial Average for the Total Population Aged 15+

Children Aged 0 to 5	English Speakers		French Speakers	
	Number	Percent	Number	Percent
Children Aged 0 to 5	355	100.0%	4,655	100.0%
Living in a Couple Family	220	62.0%	3,680	79.1%
In Lone Parent Families	130	36.6%	900	19.3%
Living with Relatives	-	-	70	1.5%
Living Below LICO	-	-	60	1.3%
Living in a Couple Family Below LICO	-	-	-	-
In a Lone Parent Family Living Below LICO	-	-	45	5.0%
Visible Minority	-	-	130	2.8%
Indigenous Identity	175	49.3%	895	19.2%

Parents with at Least One Child Aged 0 to 5	Total	Young Parents (15-24)	Older Parents (45+)	Low Education	High Education	Out of Labour Force	Un-employed	Earning Less Than 20k	Living Below LICO	With 3 or More Children	Recent Migrants (2016-2021)
All Parents with Children 0 to 5	6,630	490	340	1,770	1,225	1,055	255	445	35	280	-
In an English Couple	205	-	-	85	25	45	-	-	-	-	50
In an French Couple	5,215	315	250	1,100	1,060	655	160	290	-	225	-
English-French Couple	155	-	-	50	45	25	-	-	-	-	-
English Single Parent	55	-	-	40	-	-	-	-	-	-	-
French Single Parent	775	105	50	380	65	245	60	75	-	-	80
All Other Parents of Children 0 to 5	215	40	30	110	30	80	-	45	-	-	-

Source: JPocock Research Consulting, 2021 Census, Statistics Canada. Population in private households - 25% sample.