

# Children 0 to 5 and their Parents RTS des Îles, 2021

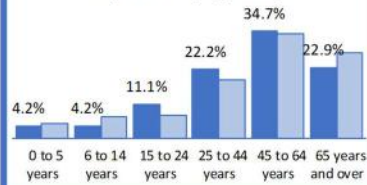


## Children 0 to 5

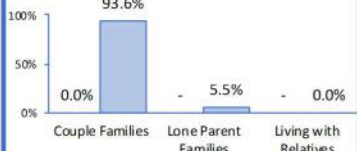
Children 0 to 5 by First Official Language



Population by Age Group



Household Living Arrangements of Children 0 to 5



Children 0 to 5 Living Below LICO



Children 0 to 5 in Couple Families Living Below LICO



Children 0 to 5 in Lone Parent Families Living Below LICO



Recent Mobility (1 Year) Among Children 0 to 5



■ English Speakers ■ French Speakers ■ Total

## Parents with at Least One Child Aged 0 to 5

Parents Aged 15 to 24 Years



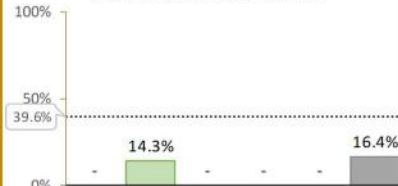
Parents Aged 45 Years and Over



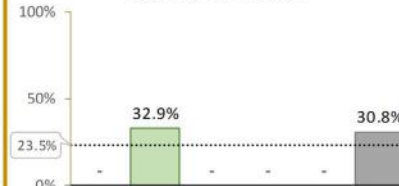
Member of a Visible Minority



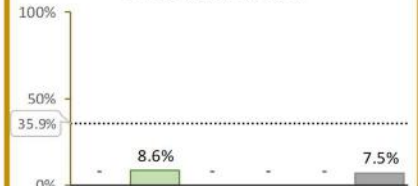
High School Diploma at Most




University BA or Higher



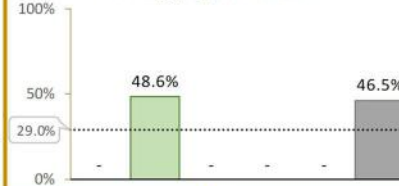
Out of the Labour Force




Income Below \$20,000



Earning \$50,000 and Over



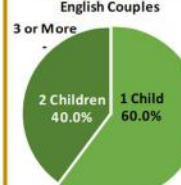
Unemployment Rate



Living Below LICO



Number of Children 0 to 5 in English Couples



Number of Children 0 to 5 for English Lone Parents



Parents with 3 or more Children who were Living Below LICO



■ In an English Couple ■ In an French Couple ■ English-French Couple ■ English Single Parent ■ French Single Parent ■ All Parents with Children 0 to 5

..... Provincial Average for the Total Population Aged 15+

Parents with at Least One Child Aged 0 to 5	Total Number	Young Parents (15-24)	Older Parents (45+)	Low Education	High Education	Out of Labour Force	Un-employed	Earning Less Than 20k	Living Below LICO	With 3 or More Children	Recent Migrants (2016-2021)
All Parents with Children 0 to 5	795	-	35	130	245	60	25	-	-	25	-
In an English Couple	25	-	-	-	-	-	-	-	-	-	-
In an French Couple	700	-	25	100	230	60	-	-	-	25	-
English-French Couple	40	-	-	-	-	-	-	-	-	-	-
English Single Parent	-	-	-	-	-	-	-	-	-	-	-
French Single Parent	25	-	-	-	-	-	-	-	-	-	-
All Other Parents of Children 0 to 5	-	-	-	-	-	-	-	-	-	-	-

## Children Aged 0 to 5

	English Speakers		French Speakers	
	Number	Percent	Number	Percent
Children Aged 0 to 5	30	100.0%	550	100.0%
Living in a Couple Family	-	-	515	93.6%
In Lone Parent Families	-	-	30	5.5%
Living with Relatives	-	-	-	-
Living Below LICO	-	-	-	-
Living in a Couple Family Below LICO	-	-	-	-
In a Lone Parent Family Living Below LICO	-	-	-	-
Visible Minority	-	-	-	-
Indigenous Identity	-	-	-	-

Source: JPOcock Research Consulting, 2021 Census, Statistics Canada. Population in private households - 25% sample.